



2016

ES

INTRODUCING THE 2016 ES

ES 350

268-horsepower, 3.5-liter V6; selectable driving modes; and a stylish interior featuring contrast stitching, class-leading rear-seat legroom¹ and an available panorama glass roof.

ES 300h

Hybrid with 40-MPG combined rating,² selectable driving modes with dynamic tachometer and Hybrid System Indicator, rear spoiler and concealed exhaust outlets. Exclusive 17-inch split-five-spoke alloy wheels.³



ELEVATE THE ART OF THE ARRIVAL.

With a more striking design, world-class luxury throughout and the most comprehensive safety package ever offered on the ES, the 2016 ES is as unparalleled as it is unforgettable. Luxuriously transformed styling, LED taillamps and daytime running lights, and available 18-inch alloy wheels³ give the 2016 Lexus ES sleek and sculptural visual dynamics that put a spotlight on every entrance.



AN INDELIBLE IMPRESSION FROM EVERY ANGLE

From the arresting look of the front fascia to the eye-catching design of the taillamps and exhaust outlets, every facet of the 2016 Lexus ES and ES Hybrid leaves a captivating impression. And while good looks may be the first thing you'll notice, they won't be the last. Because the ES challenges the status quo from the inside as well, complementing its dynamic design with equally impressive safety and technology features.





Beyond its sleek, concealed-exhaust design, the ES Hybrid sets itself apart with a stunning 40-MPG combined fuel-economy rating.²



A NEW LEVEL OF REFINEMENT

In the Lexus ES, every aspect of comfort has been considered. From available heated and ventilated seats that help you define your personal climate to steering-wheel controls that allow you to navigate the revised color multi-information display, the entire experience is thoughtful and intuitive. Taking comfort to the next level, you'll appreciate the embossed stitching on available semi-aniline leather-trimmed seating, and an available panorama glass roof that provides an unlimited ceiling.




LUXURY WITHOUT LIMITATIONS



ULTRA LUXURY

Offering the appearance of a seamless glass roof on the outside, the expansive panorama glass roof available on the ES 350 offers an open-air experience while preserving the refined dynamics of a sedan. Much larger than a conventional moonroof, the panorama roof provides more than 800 square inches of skylight.



FROM OUR HANDS TO YOURS

CRAFTSMANSHIP

It's a difference you'll feel with the touch of every surface. Run your fingers along the stitching of the sculpted dash, and you'll feel a handcrafted work of art that only a dozen craftsmen have been qualified to create. The new, available embossed-stitch seating takes the experience a step further—its indulgent leather is equally pleasing to the fingertips. Adding a touch of intrigue, available ambient lighting punctuates the modern design.





CLASS-LEADING REAR LEGROOM¹

You don't have to sit in the driver's seat to appreciate the interior design of the 2016 ES. Making the most of the additional space provided by an extended platform, the rear seat offers generous headroom and legroom reminiscent of a chauffeured sedan.



SURROUNDED BY OUR FINEST

ADVANCED TECHNOLOGY

Being surrounded by luxury is only the beginning. The ES offers technology that can connect you to your favorite apps, and a new 4.2-inch color screen that displays mobile-phone caller information and audio track titles conveniently between the instrument panel gauges. And, for added peace of mind, numerous safety features have been packaged to be more accessible than ever, with the introduction of the Lexus Safety System+.



LEXUS SAFETY SYSTEM+

Now offered together in one comprehensive package, available LSS+ includes the following advanced safety features.

PRE-COLLISION WITH PEDESTRIAN DETECTION

An available Pre-Collision System⁴ with Pedestrian Detection⁵ monitors the road to help warn of upcoming obstacles, and in some cases, even begins braking automatically before impact.

LANE DEPARTURE ALERT WITH STEERING ASSIST

Available Lane Departure Alert with Steering Assist⁶ uses a camera to monitor visible lane markings, and is designed to warn you with visual and audio cues if you are drifting, so you can steer back into the lane.

INTELLIGENT HIGH BEAMS

Available intelligent high-beam headlamps⁷ can switch to high beams when the road ahead is clear and temporarily switch to low beams when they sense an oncoming vehicle.

HIGH-SPEED DYNAMIC RADAR CRUISE CONTROL

Available High-Speed Dynamic Radar Cruise Control⁸ can help maintain a preset distance from the car traveling in front of you by automatically reducing the throttle and even applying the brakes (at speeds above 25 mph). Once the road clears, the vehicle returns to its preset speed.

THINKING



THE NEXT LEVEL OF CONNECTIVITY

Lexus Enform,⁹ our available suite of branded connected services, consists of five products, each of which offers unique ways to enhance the driving experience. With a complimentary first year of service—entertainment, convenience and peace of mind are now within reach.



SAFETY CONNECT

Lexus Enform Safety Connect¹⁰ offers you the peace of mind of knowing that assistance can be there when you need it most. Whether you're involved in a collision and unable to call for help, your vehicle is stolen, or there is some other type of emergency, assistance can be sent directly to your vehicle's GPS location.



SERVICE CONNECT

Our new Lexus Enform Service Connect¹¹ offers remote access to information about your vehicle's status and maintenance needs. Easily accessed through LexusDrivers.com or the My Lexus and Beyond mobile app, you can get information on everything from your vehicle's fuel level and mileage to maintenance alerts and vehicle health reports.



REMOTE

The Lexus Enform Remote¹² mobile app can remotely start the engine, lock and unlock doors, check the status of doors and windows as well as your fuel level, and can help find your vehicle's location in a parking lot. And, should you loan your Lexus to another driver, you can receive instant alerts if, for example, a preset speed or mile limit is exceeded.



DESTINATIONS

Lexus Enform Destinations⁹ offers convenient 24-hour, en-route navigation assistance from a live response center agent who can help you find locations and automatically upload the destinations to your available Navigation System.¹³ Planning a trip? You can also search, save and upload destinations from the comfort of your home or office.



APP SUITE

The Lexus Enform App Suite⁹ offers access to your favorite mobile applications through your vehicle's center-console display. After downloading the app on your compatible smartphone, you can search local listings, stream music, place restaurant reservations and buy movie tickets—all from the center-console display.

DELIVERY AND TECHNOLOGY SPECIALISTS

To help you get the most out of these and other Lexus features, a Vehicle Delivery Specialist will walk you through nearly every setting and function you desire. And to answer questions that arise after delivery, a Vehicle Technology Specialist can offer expert guidance in person or without you ever leaving the driveway via camera-enabled iPad^{®14} apps like FaceTime.^{®15} Learn more about these complimentary services at lexus.com/specialists.

MARK LEVINSON® AUDIO

Immerse yourself in concert-hall sound with the available 15-speaker, 835-watt Mark Levinson Premium Surround Sound Audio System.¹⁶ Lexus and Mark Levinson engineers collaborated to plan, develop and place every component, for the most accurate reproduction of artists' original recordings.





SUBSCRIPTION-FREE TRAFFIC AND WEATHER



3-D NAVIGATION

To help you arrive sooner, Lexus provides an industry-first subscription-free Traffic and Weather service¹⁷ via standard HD Radio.^{TM17} This feature offers up-to-date information on road congestion and changing weather conditions on the main display.

This available voice-activated system¹³ can map millions of points of interest across the country and can display information in English, French and Spanish. And, in addition to offering up-to-date traffic and weather information, 3-D city views, and simulated views of approaching highway junctions, it displays the current speed limit and can automatically identify nearby fuel stations if you begin to run low on fuel.

THE ULTIMATE LUXURY: CONVENIENCE

WITH ADVANCED VOICE RECOGNITION, YOUR FAVORITE FEATURES ARE JUST A COMMAND AWAY.



BLUETOOTH® AUDIO



SIRI® EYES FREE

In addition to easily transferring phone numbers to your vehicle, and placing and ending calls with the touch of a button, *Bluetooth*¹⁸ audio technology¹⁹ offers the convenience of accessing and controlling your compatible device's entire music library and even streaming audio from websites—all while your device remains in your pocket or purse.

The innovative Siri Eyes Free²⁰ connects with your compatible iPhone,^{®14} enabling you to access e-mail, send text messages and more. The Siri feature can also search your portable music collection and use the results to create customized playlists.



REMARKABLE DESIGN SPEAKS IN WHISPERS.

The brilliant design of the ES contributes to a remarkably low coefficient of drag, for a serenely quiet ride. Beyond reduced noise and vibration, the curves of the ES also help optimize fuel efficiency. Combined with structural design enhancements, the result is a ride that's as engaging as it is refined.



DYNAMIC PERFORMANCE AND HANDLING

With a 31-MPG highway rating,² the 268-horsepower 3.5-liter V6 in the ES 350 offers the efficiency you deserve with power to spare. High-tensile steel and lightweight aluminum components provide a strong, rigid foundation for precise handling, while a fine-tuned suspension contributes to a graceful yet exhilarating driving experience. A long wheelbase gives the ES a striking stance, generous cabin space and additional legroom for rear-seat passengers, maximizing enjoyment for everyone onboard.





DRIVE MODE SELECT

Whether you're craving more performance or prefer to cruise in world-class comfort, the level of engagement you desire can vary. With innovative Drive Mode Select, the ES can adapt to suit your mood. From the added responsiveness of Sport mode to the optimized efficiency of ECO and the all-electric EV (Hybrid only) modes,²¹ it's just one of many features that make the ES right for every occasion.

EFFICIENCY WITHOUT COMPROMISE

With the ES Hybrid, there's no need for concessions. Quite the opposite. The ESh offers impeccable refinement, with features such as an aerodynamic rear spoiler, extended rear valance with concealed exhaust outlets, and exclusive 17-inch split-five-spoke alloy wheels.³ It also features a better city fuel economy rating than most subcompact cars²² and has earned the prestigious SULEV emission status.





40 MORE REASONS

A 40-MPG combined rating² offers even more ways the ES Hybrid exceeds expectations, mile after fuel-efficient mile. Its exceptional fuel economy comes compliments of Lexus Hybrid Drive. By combining and reallocating power from the battery-powered electric motor, regenerative braking system and engine, the system is designed to deliver instantaneous power when you need it, while recharging the battery when you don't. And six generations of proven technology stand behind our hybrid vehicles—a reassurance you simply can't get from any other automaker.



In the ES, luxury goes beyond exquisite details like available opulent Black leather and bird's-eye maple trim. Richness can also be measured in choices, like the availability of unconventional materials that bring greater sustainability to the interior design. For example, our NuLuxe trim is the product of a manufacturing process that generates fewer CO₂ and VOC emissions than other synthetic leathers. And available sustainable Matte Honey bamboo accents are easy on the eyes and pleasing to the touch, including steering-wheel trim that is bowed from a single piece and sanded by hand, for craftsmanship you can appreciate every day.

ES 350

268
HP

3.5
LITERS

V6
ENGINE

ES 350

CTY
EST. MPG 21

HWY
EST. MPG 31

CMB
EST. MPG 24

FUEL ECONOMY CITY/HIGHWAY/COMBINED RATINGS²

FWD
STANDARD

ES 300h

CTY
EST. MPG 40

HWY
EST. MPG 39

CMB
EST. MPG 40

6-SPEED

ELECTRONICALLY
CONTROLLED
AUTOMATIC
TRANSMISSION

ECVT

ELECTRONICALLY
CONTROLLED
CONTINUOUSLY VARIABLE
TRANSMISSION

ES 300h

200
TOTAL SYSTEM HP

2.5
LITERS

IN-
LINE 4

ATKINSON-CYCLE ENGINE
+ LEXUS HYBRID DRIVE

0-60
7.1s²³

0-60
8.1s²³

OVERALL LENGTH 193.3 IN / WHEELBASE 111.0 IN
WIDTH 71.7 IN / HEIGHT 57.1 IN

DIMENSIONS

STANDARD ON EVERY ES

SmartAccess^{24,25} with push-button Start/Stop

Drive Mode Select

Power moonroof

Lexus Display²⁶ Audio with color multimedia display and eight speakers

Backup camera²⁷

HD Radio¹⁷ with iTunes^{®28} tagging

Bluetooth¹⁸ and USB smartphone connectivity

Color LCD multi-information display with Meter Link

Dual-zone climate control with interior air filters, smog sensor and automatic recirculation mode

Perforated NuLuxe interior trim

Power-adjustable front seats

Class-leading²⁹ 10 standard airbags³⁰

LED daytime running lights (DRL)

Vehicle Stability Control (VSC)³¹

Subscription-free Traffic and Weather updates¹⁷ via HD Radio¹⁷

Lexus Enform Safety Connect,¹⁰ Enform Service Connect¹¹ and Enform Remote¹² app. Complimentary for the first year of ownership

Heated and ventilated front seats

Wood- and leather-trimmed steering wheel

Heated wood- and leather-trimmed steering wheel

Panorama glass roof (ES 350)

Power rear sunshade

Rain-sensing wipers with de-icer

Blind Spot Monitor³² with Rear Cross-Traffic Alert³³

Power trunk open/close

Twin projector bi-LED headlamps

Intuitive Parking Assist³⁴

INDIVIDUAL OPTIONS

PACKAGES

NAVIGATION PACKAGE

- A Navigation System¹³ with color multimedia display and Lexus Enform App Suite⁹
- B Remote Touch²⁶
- Voice command
- Lexus Enform Destinations.⁹ Complimentary for the first year of ownership

NAVIGATION / MARK LEVINSON AUDIO PACKAGE

Includes Navigation Package, plus:

- C Mark Levinson Premium Surround Sound Audio System
- 15 GreenEdge™ high-efficiency speakers with inverted-motor subwoofer and 835-watt Class-D amplifier

PREMIUM PACKAGE

- D Espresso bird's-eye maple, Matte Honey bamboo or Linear Dark Mocha wood interior trim
- E Power tilt-and-telescopic steering wheel
- Lexus Memory System for driver's seat, outside mirrors and steering wheel
- Remote keyless entry-linked memory






LUXURY PACKAGE

Includes Premium Package, plus:

- F Embossed-stitch perforated leather-trimmed interior
- Wood-trimmed console
- Heated and ventilated front seats

LEXUS SAFETY SYSTEM+

- Pre-Collision System⁴ with Pedestrian Detection⁵
- High-Speed Dynamic Radar Cruise Control⁸
- Lane Departure Alert with Steering Assist⁶
- Intelligent high-beam headlamps⁷



ULTRA LUXURY PACKAGE

Includes Premium and Luxury Packages, plus:

- G Embossed-stitch perforated semi-aniline leather interior trim
- H Power rear sunshade with manual rear-door sunshades
- I Panorama glass roof (ES 350)
- Driver's-seat power cushion extender
- Ambient interior lighting
- Lexus Memory System for front passenger's seat

WHEELS

17-in
SPLIT-10-SPOKE
ALLOY WHEELS³ WITH
HIGH-GLOSS FINISH
STANDARD ES



17-in
SPLIT-10-SPOKE
ALLOY WHEELS³
AVAILABLE ES



18-in
SPLIT-10-SPOKE
ALLOY WHEELS³ WITH
HIGH-GLOSS FINISH
AVAILABLE ES



17-in
SPLIT-FIVE-SPOKE
ALLOY WHEELS³
STANDARD ESh





THE INSPIRATION

Snow-covered hills in Hokkaido



THE RAW MATERIAL

Eminent White Pearl pigment from 98-year-old Kansai Paint Company



THE METHOD

SONIC paint technology aligns the angles of reflective particles for uniform reflectivity



THE UNWAVERING STANDARDS

Waterfalls in painting facilities trap dust



THE SCIENCE

Scratch-resistant clearcoat is created at the molecular level



THE ART OF COLOR

One unexpected moment of inspiration, years of development and zero shortcuts. This is the art of creating art. The culmination of a passion for design and industry-leading knowledge, every Lexus color features stories and processes as unique as their hues. Take the Eminent White Pearl. Brilliant in the sun and muted in the shade, it was inspired by and created specifically to mimic the color and appearance of snow on the hills of Hokkaido, Japan. It's an effect not left to chance, which is why Lexus sources pigment from a company that's been perfecting its craft for 98 years and counting. It's also why every Lexus painting facility features indoor waterfalls to trap and wash airborne dust particles away so they don't inconspicuously mar the vehicle's finish. Science also plays a role. Lexus created a technique that more uniformly aligns the angles of the reflective particles in paint to better accentuate the vehicle lines. And then manipulated the molecules in the clearcoat to make it more elastic, and thereby resistant to minor scratches. Because the only thing more important than a stunning work of art is keeping it that way.

WARRANTY Four-year/50,000-mile Lexus Limited Warranty. Six-year/70,000-mile Powertrain Warranty. Six-year/unlimited-mileage Corrosion Perforation Warranty. Eight-year/100,000-mile Hybrid System Warranty. All warranties with zero deductible. See the *ES Warranty and Services Guide* at your Lexus dealer for details.

DISCLOSURES **1.** Based on manufacturers' published data. **2.** Preliminary mileage estimates determined by Lexus. EPA mileage estimates not available at time of publishing. Actual mileage will vary. **3.** 17- or 18-in performance tires are expected to experience greater tire wear than conventional tires. Tire life may be substantially less than 20,000 miles (17-in) or 15,000 miles (18-in), depending upon driving conditions. **4.** The Pre-Collision System is designed to help reduce the crash speed and damage in certain frontal collisions only. It is not a collision-avoidance system and is not a substitute for safe and attentive driving. System effectiveness depends on many factors, such as speed, driver input and road conditions. See *Owner's Manual* for further information. **5.** The Pedestrian Detection System, part of the Pre-Collision System, is designed to detect the presence of a pedestrian ahead of the vehicle, to determine if impact with the pedestrian is imminent and to help reduce impact speed. It is not a collision-avoidance system and is not a substitute for safe and attentive driving. System effectiveness depends on many factors, such as speed, size and position of pedestrians, driver input and weather, light and road conditions. See *Owner's Manual* for further information. **6.** Lane Departure Alert is designed to read lane markers under certain conditions and provide visual and audible alerts when lane departure is detected. It is not a collision-avoidance system or a substitute for safe and attentive driving. Effectiveness depends on many factors. See *Owner's Manual* for more information. **7.** Intelligent high-beams system operates at speeds above 21mph. Situations such as a dirty windshield, variable weather, lighting conditions and hilly terrain will limit effectiveness, requiring the driver to manually turn off. See *Owner's Manual* for details. **8.** Dynamic Radar Cruise Control is designed to assist the driver and is not a substitute for safe and attentive driving practices. See *Owner's Manual* for details. **9.** Be sure to obey traffic regulations and maintain awareness of road and traffic conditions at all times. Apps/services vary by phone/carrier; functionality depends on many factors. Select apps use large amounts of data; you are responsible for charges. Apps & services subject to change. See lexus.com/enform for details. **10.** Contact with the response center may not be available in all areas. Service Agreements required. A variety of subscription terms available; charges will vary. See lexus.com for details. **11.** Information provided is based on the last time data was collected from the vehicle and may not be up to date. System functionality depends on vehicle connectivity. **12.** Use only if aware of circumstances surrounding the vehicle, and it is legal & safe to do so (e.g., car uncovered in open area, no people or pets in or nearby). If vehicle has not been driven for over a week, services will not be available until next time vehicle is started. Functionality depends on many factors, such as vehicle and smartphone connectivity. See usage precautions, service limitations & *Owner's Manual*. Data charges may apply. Registration, app download are required. Must have active Safety Connect subscription. Annual fee required after 1-year trial. **13.** Be sure to obey traffic regulations and maintain awareness of road and traffic conditions at all times. Availability & accuracy of the information provided by the Navigation System is dependent upon many factors. Use common sense when relying on information provided. Services and programming subject to change. Services not available in every city or roadway. Updates may be available at an additional cost from your dealer. See *Navigation System Owner's Manual* for details. **14.** iPhone® and iPad® are registered trademarks of Apple Inc. All rights reserved. **15.** FaceTime® is a registered trademark of Apple Inc. All rights reserved. **16.** Mark Levinson® is a registered trademark of Harman International Industries, Inc. **17.** HD Radio™ Technology manufactured under license from iBiquity Digital Corporation U.S. and Foreign Patents. HD Radio™ and the HD, HD Radio, and "Arc" logos are proprietary trademarks of iBiquity Digital Corp. **18.** Concentrating on the road should always be your first priority while driving. Do not use the hands-free phone system if it will distract you. The Bluetooth® word mark and logos are registered trademarks owned by Bluetooth SIG, Inc. and any use of such marks by Lexus is under license. A compatible Bluetooth-enabled phone must first be paired. Phone performance depends on software, coverage & carrier. **19.** Bluetooth® audio device must be enabled with A2DP and AVRCP. **20.** Always drive safely, obey traffic laws and focus on the road while driving. Siri® is available only on iPhone® 4s or later, iPad® with Retina® display, iPad® mini, & iPod® touch (5th generation) and requires Internet access. Siri® is not available in all languages or all areas, and features vary by area. Some Siri® functionality and commands are not accessible in the vehicle. Data charges may apply. See Apple.com & phone carrier for details. **21. CAUTION!** When driving a hybrid vehicle, pay special attention to the area around the vehicle. Because there is little vehicle noise in electric-only mode, pedestrians, people riding bicycles or other people and vehicles in the area may not be aware of the vehicle starting off or approaching them, so take extra care while driving. EV mode works under certain conditions at low speeds for up to a mile. See *Owner's Manual*. **22.** Based on 2015 EPA-estimated MPG, Subcompact segment. **23.** Performance figures are for comparison only and were obtained with prototype vehicles by professional drivers using special safety equipment and procedures. Do not attempt. **24.** The SmartAccess system may interfere with some pacemakers or cardiac defibrillators. If you have one of these medical devices, please talk to your doctor to see if you should deactivate this system. **25.** The engine immobilizer is a state-of-the-art anti-theft system. When you insert your key into the ignition switch or bring a SmartAccess fob into the vehicle, the key transmits an electronic code to the vehicle. The engine will only start if the code in the transponder chip inside the key/fob matches the code in the vehicle's immobilizer. Because the transponder chip is embedded in the key/fob, it can be costly to replace. If you lose a key or fob, your Lexus dealer can help. Alternatively, you can find a qualified independent locksmith to perform high-security key services by consulting your local Yellow Pages or by contacting www.aloa.org. **26.** Be sure to obey traffic regulations and maintain awareness of road and traffic conditions. **27.** The backup camera does not provide a comprehensive view of the rear area of the vehicle. You should also look around outside your vehicle and use your mirrors to confirm rearward clearance. Cold weather may limit effectiveness and view may become cloudy. **28.** iTunes® and iPod® are registered trademarks of Apple Inc. All rights reserved. **29.** Based on 2015 vs. 2015 Near-Luxury Class four-door sedans. **30.** All the airbag (AB) systems are Supplemental Restraint Systems. All ABs (if installed) are designed to inflate only under certain conditions and in certain types of severe collisions: frontal and knee ABs typically inflate in frontal collisions; side and side curtain ABs in side collisions; Roll-Sensing Curtain ABs at a severe tilt degree, roll or lateral G-force. In all other accidents, the ABs will not inflate. To decrease the risk of injury from an inflating AB, always wear seatbelts, sit upright in the middle of the seat as far back as possible and do not lean against the door. Do not put objects in front of an AB or around the seatback. Do not use a rearward-facing child seat in any front passenger seat. The force of an inflating AB may cause serious injury or death. See *Owner's Manual* for further information/warnings. **31.** Vehicle Stability Control (VSC) is an electronic system designed to help the driver maintain vehicle control under adverse conditions. It is not a substitute for safe driving practices. Factors including speed, road conditions and driver steering input can all affect whether VSC will be effective in preventing a loss of control. See *Owner's Manual* for further details. **32.** Do not rely exclusively on the Blind Spot Monitor. Always look over your shoulder and use your turn signal. There are limitations to the function, detection, range and clarity of the monitor. For a complete list of limitations and directions regarding use of the monitor, see *Owner's Manual*. **33.** Do not rely exclusively on the Rear Cross-Traffic Alert system. Always look over your shoulder and use your mirrors to confirm rear clearance. There are limitations to the function, detection, range and clarity of the system. To learn more, see *Owner's Manual*. **34.** Do not rely exclusively on the Intuitive Parking Assist system. Always look over your shoulder and use your mirrors to confirm clearance. System effectiveness depends on many factors. See *Owner's Manual* for details.

Lexus strives to build vehicles to match customer interest, and thus they typically are built with popular options and option packages. Not all options/packages are available separately, and some may not be available in all regions of the country. See lexus.com for information about options/packages commonly available in your area. If you would prefer a vehicle without any or with different options, contact your dealer to check for current availability or the possibility of placing a special order. Specifications, features, equipment, technical data, performance figures, options, and color and trim are based upon information available at time of printing, are subject to change without notice, and are for mainland U.S.A. vehicles only. Some vehicles shown with available equipment. See your Lexus dealer for details. Lexus reminds you to wear seatbelts, secure children in rear seat, obey all traffic laws and drive responsibly. For more information, call 800-USA-LEXUS (872-5398) or visit lexus.com. To learn more about your financing options, contact your Lexus dealer or call Lexus Financial Services at 800-874-7050.

ES 350

3.5
LITER

21 CTY
EST.
MPG²

V6
ENGINE

31 HWY
EST.
MPG²

24 CMB
EST.
MPG²

ES 300h

2.5
LITER

40 CTY
EST.
MPG²

IN-LINE

39 HWY
EST.
MPG²

4

40 CMB
EST.
MPG²

ATKINSON-CYCLE
ENGINE + LEXUS
HYBRID DRIVE

