

2023 **NIX**







[JUMP TO:](#)

[STYLES](#)

[DESIGN](#)

[TECHNOLOGY](#)

[PERFORMANCE](#)

[SAFETY](#)

[OWNERSHIP](#)

[SPECS](#)

[PACKAGES](#)

---

[BUILD YOUR NX](#)

[FIND A DEALER](#)

[VIEW LEXUS OFFERS](#)

# WELCOME TO THE NEXT LEVEL

Thoughtfully designed from the inside out, the driver-centric NX—with seamless technology and impressive horsepower across the NX line—is crafted to the only standard that matters: yours.





NX 350 AWD shown in Nori Green Pearl, NX 350 F SPORT Handling AWD shown in Cloudburst Gray,<sup>3</sup> NX 350h AWD shown in Eminent White Pearl<sup>3</sup> and NX 450h+ F SPORT Handling AWD shown in Ultrasonic Blue Mica 2.0<sup>3</sup>

### **NX 250**

- 203-horsepower in-line 4-cylinder engine
- Available all-wheel drive

### **NX 350 AWD**

- 275-horsepower<sup>1</sup> turbo in-line 4-cylinder engine
- 0-60 mph in 6.6 seconds<sup>1,2</sup>

### **NX F SPORT HANDLING MODELS**

- Add a distinctive edge to the NX 350 AWD and NX 450h+ AWD with F SPORT performance and styling upgrades, including an Adaptive Variable Suspension

### **NX HYBRIDS**

- 240-total-system-horsepower<sup>1</sup> NX 350h AWD
- 304-total-system-horsepower<sup>1</sup> Plug-in Hybrid Electric NX 450h+ AWD

**STYLES**





# THE SUV OF TOMORROW BEGINS BY UNDERSTANDING THE DRIVER OF TODAY

From a dynamic interior that's the peak of intuition to available personalized Thematic Ambient Illumination that ignites imagination, the NX is proof that a truly driver-inspired design is one that also inspires drivers.

NX 350 F SPORT Handling AWD shown with  
Circuit Red NuLuxe®<sup>4</sup> and Dark Graphite interior trim

DESIGN





NX 350 F SPORT Handling AWD  
shown in Redline



- Available 20-inch wheels
- Blade Taillamp and Bi-LED headlamps

- Available 60/40 power-folding heated rear seats
- Available panorama glass roof

- Available Thematic Ambient Illumination. Match your environment to your mood with 14 themes.

Learn more at  
[lexus.com/NXDesign](https://lexus.com/NXDesign)





NX 350 F SPORT Handling AWD shown with Circuit Red NuLuxe®<sup>4</sup> and Dark Graphite interior trim

# CHANGE COMES FROM WITHIN

Discover the difference of Lexus Interface<sup>5</sup> with a touchscreen display. In a space that offers the ability to charge and connect your devices wirelessly. This is design that puts you first, and everything else right where you'd expect.

TECHNOLOGY





NX 350h AWD shown with Apple CarPlay<sup>®6</sup> integration and Palomino leather with Black Open-Pore Wood interior trim



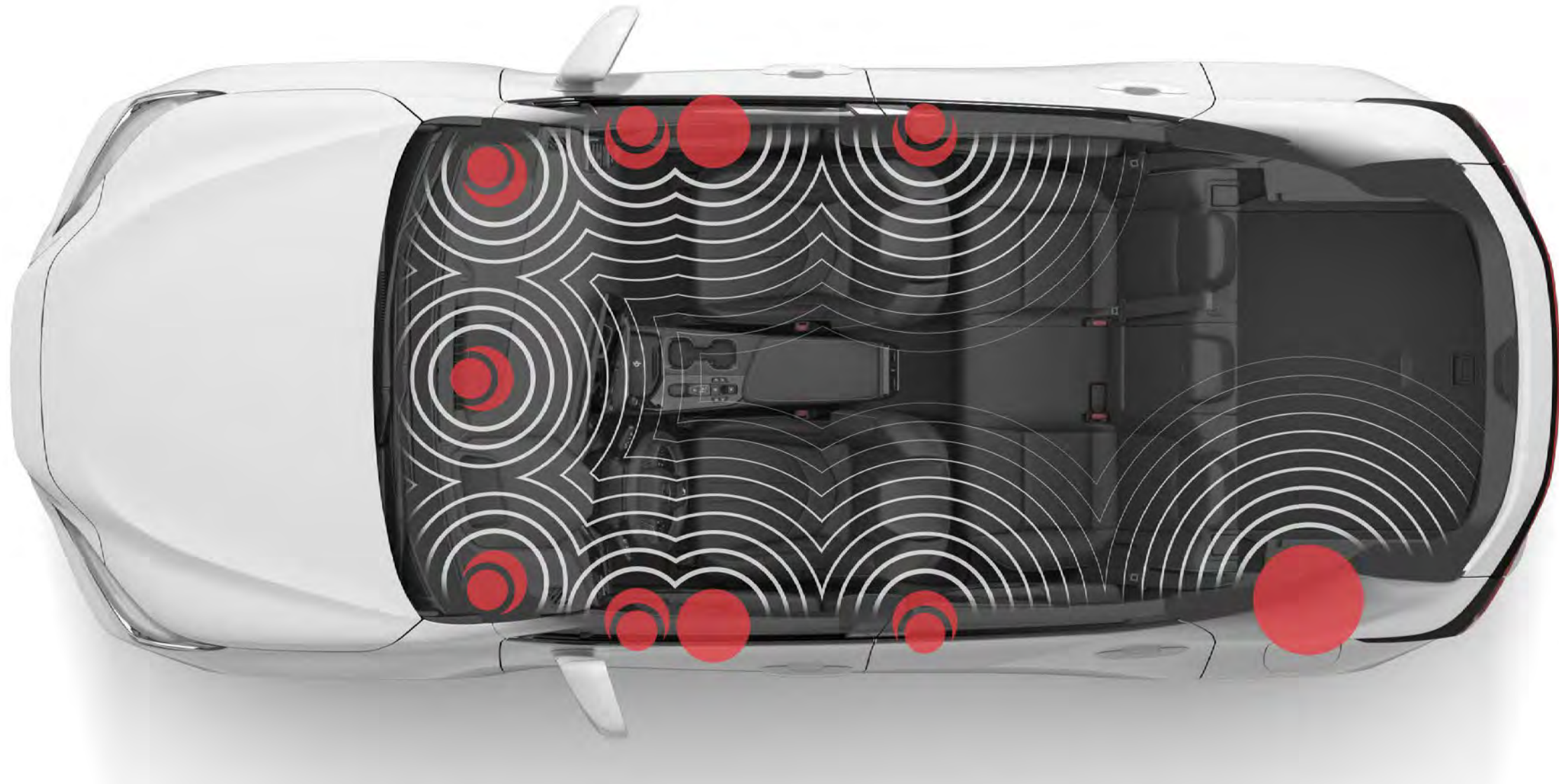
- Available 14-inch touchscreen
- Wireless Apple CarPlay<sup>®6</sup> integration
- Wireless Android Auto<sup>™7</sup> compatibility

- Integrated Streaming (Apple Music<sup>®6</sup> and Amazon Music<sup>®8</sup>) compatibility via Wi-Fi Connect<sup>9</sup>
- Digital Key<sup>10</sup> via active Remote Connect<sup>10</sup> trial or subscription. Share and access your NX via the Lexus app.

- Available 10-inch Head-Up Display
- Available Advanced Park<sup>11</sup>

Learn more at  
[lexus.com/NXTechnology](https://lexus.com/NXTechnology)





# DON'T JUST LISTEN. FEEL.

Unlock a deeper appreciation of sound—and experience music in its highest fidelity while being enveloped in a three-dimensional soundscape.

- 17 speakers
- 1,800 watts amplified power
- 12-channel digital signal processing amplifier
- Clari-Fi®12 processing





NX 350h AWD shown in  
Nori Green Pearl

# PERFORMANCE THAT'S ALL YOU

Experience the most powerful and refined NX line ever, with a choice of four powertrains, all-wheel drive options and the NX 450h+ Plug-in Hybrid Electric Vehicle.

PERFORMANCE





NX 350 F SPORT Handling AWD  
shown in Redline

- Dynamic, sculpted platform with extended wheelbase
- 6.0-sec 0-60 mph<sup>1,2</sup> Plug-in Hybrid Electric Vehicle (limited availability)

- Low center of gravity for a more confident ride
- Responsive all-wheel drive

- Adaptive Variable Suspension (F SPORT Handling)
- Available front and rear performance dampers

Learn more at  
[lexus.com/NXPerformance](https://lexus.com/NXPerformance)

PERFORMANCE





- Pre-Collision System with Pedestrian Detection<sup>13</sup> and Intersection Support<sup>14</sup>
- Intelligent High Beams<sup>15</sup>

- All-Speed Dynamic Radar Cruise Control<sup>16</sup> with Curve Speed Management<sup>17</sup>
- Lane Tracing Assist<sup>18</sup>

- Lane Departure Alert with Steering Assist<sup>19</sup>
- Road Sign Assist<sup>20</sup>

NX 350 F SPORT Handling AWD  
shown in Ultrasonic Blue Mica 2.0<sup>3</sup>

# PEACE OF MIND, STANDARD.

Lexus Safety System+ 3.0<sup>21</sup> features an integrated suite of class-leading standard active safety equipment.<sup>22</sup> With technologies that can automatically react to the world around you, it's our most advanced standard safety suite ever.

Learn more at  
[lexus.com/NXSafety](https://lexus.com/NXSafety)

**SAFETY**





NX 350 AWD shown in  
Eminent White Pearl<sup>13</sup>



- Digital Latch with Safe Exit Assist.<sup>23</sup> Warns of motorists and cyclists approaching from the rear to help you exit the NX safely.
- Available Front Cross-Traffic Alert.<sup>14</sup> Warns of approaching cross traffic at intersections.

- Available Digital Rearview Mirror. Designed to provide an unobstructed view of the road behind.
- Available Lane Change Assist.<sup>24</sup> Helps automatically change lanes when the system detects the lane is clear.

CONVENIENCE





NOT A CAR.  
A LEXUS.

Lexus ownership goes far beyond the vehicle. From dealership amenities that make you feel like a guest in our home to exclusive event invitations, special offers and more, Lexus rewards the driver at every touchpoint.

OWNERSHIP





LEX-LXM-CY21-0003.03



LEX-LXM-CY21-0020



- Complimentary shuttle service
- Wi-Fi lounge

- Loaner vehicles<sup>25</sup>
- Complimentary maintenance services<sup>26</sup>

- Convenient pickup and delivery
- Complimentary car wash

Learn more at [lexus.com/OwnerServices](https://lexus.com/OwnerServices)



LEX-EVT-CY16-0022



LEX-STK-CY16-0022



LEX-MIS-CY20-0057



- Entertainment exclusives
- Elite culinary experiences

- Exclusive retailer offers
- VIP sporting event access

- Resort credits and more

Learn more at  
[lexus.com/OwnerBenefits](https://lexus.com/OwnerBenefits)

OWNER  
 BENEFITS



**NX 250 / NX 250 AWD**

203  
HORSEPOWER

IN-LINE 4  
2.5-LITER ENGINE

FWD or AWD

8-SPEED  
ELECTRONICALLY CONTROLLED  
TRANSMISSION WITH PADDLE SHIFTERS

8.2 FWD/  
8.6 AWD  
0-60 MPH (SEC)<sup>2</sup>

26/33/28  
CITY / HWY / CMB  
EPA-ESTIMATED MPG<sup>27</sup>  
(NX 250 FWD)

25/32/28  
CITY / HWY / CMB  
EPA-ESTIMATED MPG<sup>27</sup>  
(NX 250 AWD)

**NX 350 AWD /  
NX 350 F SPORT  
HANDLING AWD**

275  
HORSEPOWER<sup>1</sup>

IN-LINE 4  
2.4-LITER TURBOCHARGED ENGINE

AWD

8-SPEED  
ELECTRONICALLY CONTROLLED  
TRANSMISSION WITH PADDLE SHIFTERS

6.6  
0-60 MPH (SEC)<sup>1,2</sup>

22/29/25  
CITY / HWY / CMB  
EPA-ESTIMATED MPG<sup>27</sup>  
(NX 350 AWD)

22/28/25  
CITY / HWY / CMB  
EPA-ESTIMATED MPG<sup>27</sup>  
(NX 350 F SPORT HANDLING AWD)

2,000  
LB TOWING CAPACITY<sup>28</sup>  
(ADDITIONAL EQUIPMENT REQUIRED)

**NX 350h AWD**

240  
TOTAL SYSTEM HORSEPOWER<sup>1</sup>

IN-LINE 4  
2.5-LITER ENGINE + LEXUS  
HYBRID ELECTRIC DRIVE

AWD

ECVT  
ELECTRONICALLY CONTROLLED  
CONTINUOUSLY VARIABLE  
TRANSMISSION WITH PADDLE SHIFTERS

7.2  
0-60 MPH (SEC)<sup>1,2</sup>

41/37/39  
CITY / HWY / CMB  
EPA-ESTIMATED MPG<sup>27</sup>

**NX 450h+ AWD /  
NX 450h+ F SPORT  
HANDLING AWD**

304  
TOTAL SYSTEM HORSEPOWER<sup>1</sup>

IN-LINE 4  
2.5-LITER ENGINE + LEXUS PLUG-IN  
HYBRID ELECTRIC DRIVE

AWD


ECVT  
ELECTRONICALLY CONTROLLED  
CONTINUOUSLY VARIABLE  
TRANSMISSION WITH PADDLE SHIFTERS

6.0  
0-60 MPH (SEC)<sup>1,2</sup>

84 (AWD)  
EPA-ESTIMATED MPGe<sup>29</sup>

37 MILES (AWD)  
EPA-ESTIMATED  
ALL-ELECTRIC DRIVING RANGE<sup>30</sup>

Learn more at [lexus.com/NXSpecs](https://lexus.com/NXSpecs)





# NX STYLES



## NX 250 FWD/AWD

- Available all-wheel drive
- Standard features include:
  - Front-wheel drive
  - 18-in 15-spoke alloy wheels with Dark Gray and machined finish
  - Drive Mode Select with Sport, Normal and ECO drive modes
  - Lexus Interface<sup>5</sup> with 9.8-in touchscreen display
  - Safety Connect,<sup>31</sup> Service Connect,<sup>32</sup> Remote Connect,<sup>10</sup> Wi-Fi Connect<sup>9</sup>—with AT&T Wi-Fi hotspot trials and Integrated Streaming (Apple Music<sup>®6</sup> and Amazon Music<sup>®8</sup>) compatibility. Paid subscription required after trial. 4G network dependent. See [lexus.com/interface](https://lexus.com/interface) for details.
  - Drive Connect<sup>33</sup> capability with Cloud Navigation, Intelligent Assistant (Hey Lexus) and Destination Assist available by subscription. 4G network dependent. See [lexus.com/interface](https://lexus.com/interface) for details.
  - Wireless Apple CarPlay<sup>®6</sup> integration
  - Wireless Android Auto<sup>™7</sup> compatibility
  - 10-speaker Lexus Premium Audio System
  - Four USB ports<sup>34</sup>
  - Leather-trimmed steering wheel and shift knob
  - 10-way driver, 8-way passenger power-adjustable front seats
  - Dual-zone automatic climate control with interior air filter
  - Heated front seats
  - Auto-dimming rearview mirror with HomeLink<sup>®35</sup>
  - Lexus Safety System+ 3.0<sup>21</sup>
  - Blind Spot Monitor<sup>36</sup> with Rear Cross-Traffic Alert<sup>37</sup>
  - Digital Latch with Safe Exit Assist<sup>23</sup>



## NX 350 AWD

- Includes NX 250 AWD features, and adds or replaces:*
- Active Noise Control
  - Active Sound Control



## NX 350h AWD

- Includes NX 250 AWD features, and adds or replaces:*
- EV drive mode<sup>38</sup>



## NX 450h+ AWD

- Includes NX 350h AWD and Luxury Package features, and adds or replaces:*
- Heated steering wheel
  - 3.3-kW onboard charger
  - 20-in split-five-spoke alloy wheels



## NX 350 F SPORT HANDLING AWD

- Includes NX 350 AWD features, and adds or replaces:*
- Adaptive Variable Suspension
  - Front and rear performance dampers
  - Head-Up Display
  - Color-matched wheel fenders
  - F SPORT front seats with enhanced bolsters
  - F SPORT front fascia and mesh grille insert
  - F SPORT 20-in split-five-spoke alloy wheels with Gloss Black finish
  - F SPORT perforated leather-trimmed steering wheel and gear shifter
  - Rain-sensing windshield wipers
  - Aluminum door trim



## NX 450h+ F SPORT HANDLING AWD

- Includes NX 350 F SPORT Handling AWD and F SPORT Handling Luxury Package features, and adds or replaces:*
- F SPORT heated perforated leather-trimmed steering wheel
  - 3.3-kW onboard charger

View all standard features and configure yours at [lexus.com/NXBuild](https://lexus.com/NXBuild)



# PACKAGES



## PREMIUM PACKAGE

- Ventilated front seats
- Lexus Memory System for driver's seat, steering wheel and outer mirrors
- Black Prism interior ornamentation
- Power tilt-and-slide moonroof
- Power Rear Door with Kick Sensor<sup>39</sup>
- Rain-sensing windshield wipers
- Intuitive Parking Assist with Automatic Braking<sup>40</sup>
- Power tilt-and-telescopic steering column

## LUXURY PACKAGE

- Includes Premium Package, and adds or replaces:*
- 20-in 20-spoke alloy wheels with Silver finish (NX 350 AWD, NX 350h AWD)
  - Perforated leather-trimmed interior with unique chevron seat quilting
  - 4-way lumbar support for driver
  - Head-Up Display
  - Lexus Interface<sup>5</sup> with 14-in touchscreen display

- Drive Connect<sup>33</sup> with Cloud Navigation, Intelligent Assistant (Hey Lexus) and Destination Assist trial. Paid subscription required after trial. 4G network dependent. See [lexus.com/interface](https://lexus.com/interface) for details.
- Front door courtesy lamp
- Black Open-Pore Wood trim
- Thematic Ambient Illumination
- Adaptive Front Lighting System<sup>41</sup>

## F SPORT HANDLING LUXURY PACKAGE (NX 350 F SPORT HANDLING AWD)

- Includes NX 350 F SPORT Handling AWD features, and adds or replaces:*
- Power Rear Door with Kick Sensor<sup>39</sup>
  - Lexus Memory System for driver's seat, steering wheel and outer mirrors
  - Ventilated front seats
  - Intuitive Parking Assist with Automatic Braking<sup>40</sup>

- Lexus Interface<sup>5</sup> with 14-in touchscreen display
- Drive Connect<sup>33</sup> with Cloud Navigation, Intelligent Assistant (Hey Lexus) and Destination Assist trial. Paid subscription required after trial. 4G network dependent. See [lexus.com/interface](https://lexus.com/interface) for details.
- Thematic Ambient Illumination
- Adaptive Front Lighting System<sup>41</sup>



NX 350 F SPORT Handling AWD  
shown in Cloudburst Gray<sup>3</sup>



# OPTIONS



- 2,000-lb towing capacity.<sup>28</sup> Additional equipment required. (NX 250, NX 350h AWD, NX 450h+ AWD)
- Heated steering wheel, windshield wiper de-icer and fast-response interior heater (NX 250, NX 350 AWD)
- Heated steering wheel (NX 350h AWD)
- Windshield wiper de-icer and fast-response interior heater (NX 350h AWD)

## *Requires Premium Package:*

- Lexus Interface<sup>5</sup> with 14-in touchscreen display; Drive Connect<sup>33</sup> with Cloud Navigation, Intelligent Assistant (Hey Lexus) and Destination Assist trial. Paid subscription required after trial. 4G network dependent. See [lexus.com/interface](http://lexus.com/interface) for details.
- 20-in 20-spoke alloy wheels with Silver finish (NX 350 AWD, NX 350h AWD)
- Head-Up Display and Digital Rearview Mirror (NX 250, NX 350 AWD, NX 350h AWD)

*Requires Premium Package, Luxury Package or*

## *F SPORT Handling:*

- Mark Levinson<sup>®12</sup> 17-speaker, 12-channel, 1,800-watt PurePlay Surround Sound
- Digital Key<sup>10</sup> (active Remote Connect<sup>10</sup> trial or subscription required). 4G network dependent. SmartAccess<sup>42</sup> card key and wireless charger.<sup>43</sup>
- Digital Rearview Mirror (NX 250, NX 350 AWD, NX 350h AWD, NX 450h+ AWD, NX 350 F SPORT Handling AWD)
- Panoramic View Monitor,<sup>44</sup> Lane Change Assist,<sup>24</sup> Front Cross-Traffic Alert,<sup>14</sup> steering-wheel touch sensor

## *Requires Luxury Package:*

- 60/40-split, power-folding, heated rear seats
- Premium Triple-Beam LED headlamps, headlamp washers, cornering lamps
- Panorama glass roof
- Advanced Park<sup>11</sup> (NX 350h AWD, NX 450h+ AWD)

## *Requires NX 450h+ AWD:*

- 6.6-kW onboard charger



NX 350 F SPORT Handling AWD  
shown in Ultrasonic Blue Mica 2.0<sup>3</sup>



# WHEELS



18-in

15-spoke alloy wheels with Dark Gray and machined finish

STANDARD  
NX, NXh



20-in

20-spoke alloy wheels with Silver finish

AVAILABLE  
NX, NXh



20-in

Split-five-spoke alloy wheels

STANDARD  
NXh+



20-in

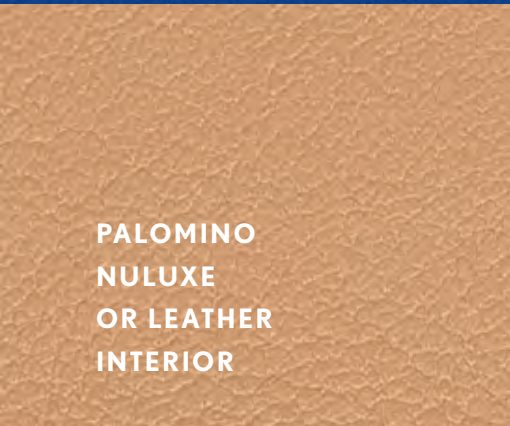
Split-five-spoke alloy wheels with Gloss Black finish

STANDARD  
F SPORT HANDLING



NX 350 F SPORT Handling AWD  
shown in Cloudburst Gray<sup>3</sup>





**PALOMINO  
NULUXE  
OR LEATHER  
INTERIOR**



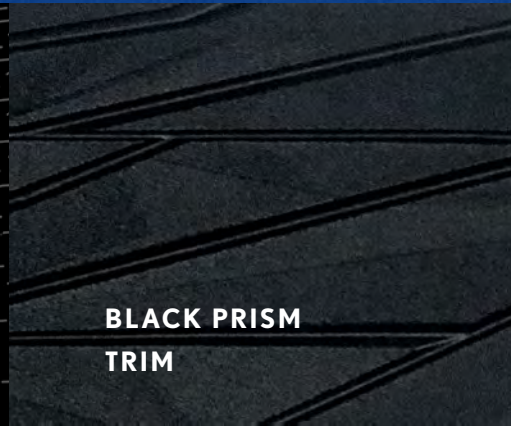
**BLACK NULUXE  
OR LEATHER  
INTERIOR**



**BLACK/  
RICH CREAM  
NULUXE  
OR LEATHER  
INTERIOR**



**STIPPLED BLACK  
TRIM**



**BLACK PRISM  
TRIM**



**BLACK  
OPEN-PORE  
WOOD  
TRIM**

NX 250  
NX 250 AWD  
NX 350 AWD  
NX 350h AWD  
NX 450h+ AWD

NX 250  
NX 250 AWD  
NX 350 AWD  
NX 350h AWD  
NX 450h+ AWD

NX 250  
NX 250 AWD  
NX 350 AWD  
NX 350h AWD  
NX 450h+ AWD

NX 250  
NX 250 AWD  
NX 350 AWD  
NX 350h AWD

NX 250  
NX 250 AWD  
NX 350 AWD  
NX 350h AWD

NX 250  
NX 250 AWD  
NX 350 AWD  
NX 350h AWD  
NX 450h+ AWD




**ULTRASONIC BLUE MICA 2.0\***  
**EXTERIOR**



**CIRCUIT RED NULUXE**  
**INTERIOR**

NX 350 F SPORT HANDLING AWD  
NX 450h+ F SPORT HANDLING AWD



**BLACK NULUXE**  
**INTERIOR**

NX 350 F SPORT HANDLING AWD  
NX 450h+ F SPORT HANDLING AWD



**DARK GRAPHITE ALUMINUM**  
**TRIM**

NX 350 F SPORT HANDLING AWD  
NX 450h+ F SPORT HANDLING AWD

This page is meant to represent color combinations for exterior, interior seat surfaces and trims available across the NX line. For specific combination details, which can vary by style, visit [lexus.com/NXBuild](https://lexus.com/NXBuild).

\*Additional charge





**PALOMINO  
NULUXE  
OR LEATHER  
INTERIOR**

**CIRCUIT RED  
NULUXE  
INTERIOR**

**BLACK NULUXE  
OR LEATHER  
INTERIOR**

**BLACK/  
RICH CREAM  
NULUXE  
OR LEATHER  
INTERIOR**

**STIPPLED BLACK  
TRIM**

**BLACK PRISM  
TRIM**

**BLACK  
OPEN-PORE  
WOOD  
TRIM**

**DARK  
GRAPHITE  
ALUMINUM  
TRIM**

NX 250  
NX 250 AWD  
NX 350 AWD  
NX 350h AWD  
NX 450h+ AWD

NX 350 F SPORT  
HANDLING AWD  
NX 450h+ F SPORT  
HANDLING AWD

NX 250  
NX 250 AWD  
NX 350 AWD  
NX 350h AWD  
NX 450h+ AWD  
NX 350 F SPORT  
HANDLING AWD  
NX 450h+ F SPORT  
HANDLING AWD

NX 250  
NX 250 AWD  
NX 350 AWD  
NX 350h AWD  
NX 450h+ AWD

NX 250  
NX 250 AWD  
NX 350 AWD  
NX 350h AWD

NX 250  
NX 250 AWD  
NX 350 AWD  
NX 350h AWD

NX 250  
NX 250 AWD  
NX 350 AWD  
NX 350h AWD  
NX 450h+ AWD

NX 350 F SPORT  
HANDLING AWD  
NX 450h+ F SPORT  
HANDLING AWD





PALOMINO  
NULUXE  
OR LEATHER  
INTERIOR

BLACK NULUXE  
OR LEATHER  
INTERIOR

BLACK/  
RICH CREAM  
NULUXE  
OR LEATHER  
INTERIOR

STIPPLED BLACK  
TRIM

BLACK PRISM  
TRIM

BLACK  
OPEN-PORE  
WOOD  
TRIM

DARK  
GRAPHITE  
ALUMINUM  
TRIM

NX 250  
NX 250 AWD  
NX 350 AWD  
NX 350h AWD  
NX 450h+ AWD

NX 250  
NX 250 AWD  
NX 350 AWD  
NX 350h AWD  
NX 450h+ AWD  
NX 350 F SPORT  
HANDLING AWD  
NX 450h+ F SPORT  
HANDLING AWD

NX 250  
NX 250 AWD  
NX 350 AWD  
NX 350h AWD  
NX 450h+ AWD

NX 250  
NX 250 AWD  
NX 350 AWD  
NX 350h AWD

NX 250  
NX 250 AWD  
NX 350 AWD  
NX 350h AWD

NX 250  
NX 250 AWD  
NX 350 AWD  
NX 350h AWD  
NX 450h+ AWD

NX 350 F SPORT  
HANDLING AWD  
NX 450h+ F SPORT  
HANDLING AWD



**OBSIDIAN  
EXTERIOR**



**CIRCUIT RED NULUXE  
INTERIOR**

NX 350 F SPORT HANDLING AWD  
NX 450h+ F SPORT HANDLING AWD

**BLACK NULUXE  
INTERIOR**

NX 350 F SPORT HANDLING AWD  
NX 450h+ F SPORT HANDLING AWD

**DARK GRAPHITE ALUMINUM  
TRIM**

NX 350 F SPORT HANDLING AWD  
NX 450h+ F SPORT HANDLING AWD

This page is meant to represent color combinations for exterior, interior seat surfaces and trims available across the NX line. For specific combination details, which can vary by style, visit [lexus.com/NXBuild](https://lexus.com/NXBuild).





**PALOMINO  
NULUXE  
OR LEATHER  
INTERIOR**



**RIOJA RED  
NULUXE  
OR LEATHER  
INTERIOR**



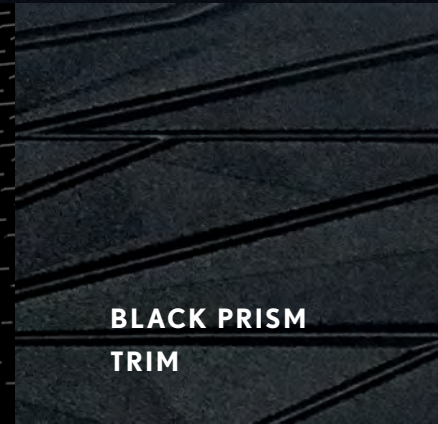
**BLACK NULUXE  
OR LEATHER  
INTERIOR**



**BLACK/  
RICH CREAM  
NULUXE  
OR LEATHER  
INTERIOR**



**STIPPLED BLACK  
TRIM**



**BLACK PRISM  
TRIM**



**BLACK  
OPEN-PORE  
WOOD  
TRIM**

NX 250  
NX 250 AWD  
NX 350 AWD  
NX 350h AWD  
NX 450h+ AWD

NX 250  
NX 250 AWD  
NX 350 AWD  
NX 350h AWD  
NX 450h+ AWD

NX 250  
NX 250 AWD  
NX 350 AWD  
NX 350h AWD  
NX 450h+ AWD

NX 250  
NX 250 AWD  
NX 350 AWD  
NX 350h AWD  
NX 450h+ AWD

NX 250  
NX 250 AWD  
NX 350 AWD  
NX 350h AWD

NX 250  
NX 250 AWD  
NX 350 AWD  
NX 350h AWD

NX 250  
NX 250 AWD  
NX 350 AWD  
NX 350h AWD  
NX 450h+ AWD



**NORI GREEN PEARL  
EXTERIOR**



**PALOMINO  
NULUXE  
OR LEATHER  
INTERIOR**



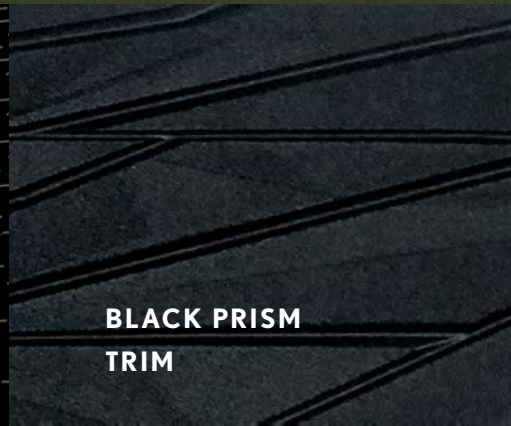
**BLACK NULUXE  
OR LEATHER  
INTERIOR**



**BLACK/  
RICH CREAM  
NULUXE  
OR LEATHER  
INTERIOR**



**STIPPLED BLACK  
TRIM**



**BLACK PRISM  
TRIM**



**BLACK  
OPEN-PORE  
WOOD  
TRIM**

NX 250  
NX 250 AWD  
NX 350 AWD  
NX 350h AWD  
NX 450h+ AWD

NX 250  
NX 250 AWD  
NX 350 AWD  
NX 350h AWD  
NX 450h+ AWD

NX 250  
NX 250 AWD  
NX 350 AWD  
NX 350h AWD  
NX 450h+ AWD

NX 250  
NX 250 AWD  
NX 350 AWD  
NX 350h AWD

NX 250  
NX 250 AWD  
NX 350 AWD  
NX 350h AWD

NX 250  
NX 250 AWD  
NX 350 AWD  
NX 350h AWD  
NX 450h+ AWD

This page is meant to represent color combinations for exterior, interior seat surfaces and trims available across the NX line. For specific combination details, which can vary by style, visit [lexus.com/NXBuild](https://lexus.com/NXBuild).





**PALOMINO  
NULUXE  
OR LEATHER  
INTERIOR**

**RIOJA RED  
NULUXE  
OR LEATHER  
INTERIOR**

**CIRCUIT RED  
NULUXE  
INTERIOR**

**BLACK NULUXE  
OR LEATHER  
INTERIOR**

**BLACK/  
RICH CREAM  
NULUXE  
OR LEATHER  
INTERIOR**

**STIPPLED  
BLACK  
TRIM**

**BLACK PRISM  
TRIM**

**BLACK  
OPEN-PORE  
WOOD  
TRIM**

**DARK  
GRAPHITE  
ALUMINUM  
TRIM**

NX 250  
NX 250 AWD  
NX 350 AWD  
NX 350h AWD  
NX 450h+ AWD

NX 250  
NX 250 AWD  
NX 350 AWD  
NX 350h AWD  
NX 450h+ AWD

NX 350 F SPORT  
HANDLING AWD  
NX 450h+ F SPORT  
HANDLING AWD

NX 250  
NX 250 AWD  
NX 350 AWD  
NX 350h AWD  
NX 450h+ AWD  
NX 350 F SPORT  
HANDLING AWD  
NX 450h+ F SPORT  
HANDLING AWD

NX 250  
NX 250 AWD  
NX 350 AWD  
NX 350h AWD  
NX 450h+ AWD

NX 250  
NX 250 AWD  
NX 350 AWD  
NX 350h AWD

NX 250  
NX 250 AWD  
NX 350 AWD  
NX 350h AWD

NX 250  
NX 250 AWD  
NX 350 AWD  
NX 350h AWD  
NX 450h+ AWD

NX 350 F SPORT  
HANDLING AWD  
NX 450h+ F SPORT  
HANDLING AWD



ATOMIC SILVER  
EXTERIOR



**PALOMINO  
NULUXE  
OR LEATHER  
INTERIOR**

**RIOJA RED  
NULUXE  
OR LEATHER  
INTERIOR**

**CIRCUIT RED  
NULUXE  
INTERIOR**

**BLACK NULUXE  
OR LEATHER  
INTERIOR**

**BLACK/  
RICH CREAM  
NULUXE  
OR LEATHER  
INTERIOR**

**STIPPLED  
BLACK  
TRIM**

**BLACK PRISM  
TRIM**

**BLACK  
OPEN-PORE  
WOOD  
TRIM**

**DARK  
GRAPHITE  
ALUMINUM  
TRIM**

NX 250  
NX 250 AWD  
NX 350 AWD  
NX 350h AWD  
NX 450h+ AWD

NX 250  
NX 250 AWD  
NX 350 AWD  
NX 350h AWD  
NX 450h+ AWD

NX 350 F SPORT  
HANDLING AWD  
NX 450h+ F SPORT  
HANDLING AWD

NX 250  
NX 250 AWD  
NX 350 AWD  
NX 350h AWD  
NX 450h+ AWD  
NX 350 F SPORT  
HANDLING AWD  
NX 450h+ F SPORT  
HANDLING AWD

NX 250  
NX 250 AWD  
NX 350 AWD  
NX 350h AWD  
NX 450h+ AWD

NX 250  
NX 250 AWD  
NX 350 AWD  
NX 350h AWD

NX 250  
NX 250 AWD  
NX 350 AWD  
NX 350h AWD

NX 250  
NX 250 AWD  
NX 350 AWD  
NX 350h AWD  
NX 450h+ AWD

NX 350 F SPORT  
HANDLING AWD  
NX 450h+ F SPORT  
HANDLING AWD

This page is meant to represent color combinations for exterior, interior seat surfaces and trims available across the NX line. For specific combination details, which can vary by style, visit [lexus.com/NXBuild](https://lexus.com/NXBuild).



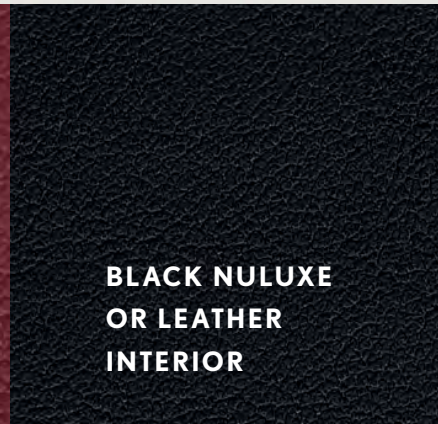
**EMINENT WHITE PEARL\***  
**EXTERIOR**



**PALOMINO  
NULUXE  
OR LEATHER  
INTERIOR**



**RIOJA RED  
NULUXE  
OR LEATHER  
INTERIOR**




**BLACK NULUXE  
OR LEATHER  
INTERIOR**



**BLACK/  
RICH CREAM  
NULUXE  
OR LEATHER  
INTERIOR**



**STIPPLED BLACK  
TRIM**



**BLACK PRISM  
TRIM**



**BLACK  
OPEN-PORE  
WOOD  
TRIM**

NX 250  
NX 250 AWD  
NX 350 AWD  
NX 350h AWD  
NX 450h+ AWD

NX 250  
NX 250 AWD  
NX 350 AWD  
NX 350h AWD  
NX 450h+ AWD

NX 250  
NX 250 AWD  
NX 350 AWD  
NX 350h AWD  
NX 450h+ AWD

NX 250  
NX 250 AWD  
NX 350 AWD  
NX 350h AWD  
NX 450h+ AWD

NX 250  
NX 250 AWD  
NX 350 AWD  
NX 350h AWD

NX 250  
NX 250 AWD  
NX 350 AWD  
NX 350h AWD

NX 250  
NX 250 AWD  
NX 350 AWD  
NX 350h AWD  
NX 450h+ AWD

This page is meant to represent color combinations for exterior, interior seat surfaces and trims available across the NX line. For specific combination details, which can vary by style, visit [lexus.com/NXBuild](https://lexus.com/NXBuild).


\*Additional charge



**ULTRA WHITE\***  
**EXTERIOR**



**CIRCUIT RED NULUXE**  
**INTERIOR**



**BLACK NULUXE**  
**INTERIOR**



**DARK GRAPHITE ALUMINUM**  
**TRIM**

NX 350 F SPORT HANDLING AWD  
NX 450h+ F SPORT HANDLING AWD

NX 350 F SPORT HANDLING AWD  
NX 450h+ F SPORT HANDLING AWD

NX 350 F SPORT HANDLING AWD  
NX 450h+ F SPORT HANDLING AWD

This page is meant to represent color combinations for exterior, interior seat surfaces and trims available across the NX line. For specific combination details, which can vary by style, visit [lexus.com/NXBuild](https://lexus.com/NXBuild).

\*Additional charge



# ACCESSORIES



- Activity mount
- All-weather cargo mat<sup>45</sup>
- All-weather floor liners<sup>46</sup>
- Alloy wheel locks
- Body kit—Front, Rear, Fender, Front Door, Rear Door
- Carpet cargo mat<sup>45</sup>
- Carpet floor mats<sup>46</sup>
- Door edge film by 3M<sup>TM47</sup>
- Door edge guards
- Emergency assistance kit
- First aid kit
- Glass breakage sensor
- Illuminated cargo sill
- Illuminated cupholders
- Illuminated door sills
- Key gloves with Lexus logo

- Lexus Universal Tablet Holder<sup>48</sup>
- Mudguards
- Paint protection film by 3M<sup>TM49</sup>
- Pet divider
- Rear bumper appliqué
- Rear puddle lamp
- Roof rack cross bars<sup>50</sup>
- Side puddle lamp

## F SPORT ACCESSORIES

- Carpet cargo mat<sup>45</sup>
- Carpet floor mats<sup>46</sup>
- Key gloves with F logo
- Rear bumper appliqué

Learn more at  
[lexus.com/Accessories](https://lexus.com/Accessories)







**BUILD YOUR NX**

**FIND A DEALER**

**VIEW LEXUS OFFERS**

WARRANTY Four-year/50,000-mile Lexus Limited Warranty, Six-year/70,000-mile Powertrain Warranty, Six-year/unlimited-mileage Corrosion Perforation Warranty, Eight-year/100,000-mile Hybrid System Warranty, Ten-year/150,000-mile Hybrid Battery Warranty. All warranties with zero deductible. See the *NX Warranty and Services Guide* at your Lexus dealer for details.

**1.** Ratings achieved using the required premium unleaded gasoline with an octane rating of 91 or higher. If premium fuel is not used, performance will decrease. (240 net combined horsepower for NX 350h, 304 net combined horsepower for NX 450h+.) **2.** Performance figures are for comparison only and were obtained with prototype vehicles by professional drivers. **3.** Cloudburst Gray, Eminent White Pearl and Ultrasonic Blue Mica 2.0 available for an additional charge. **4.** NuLuxe is a registered trademark of Toyota Motor Sales, U.S.A., Inc. **5.** Lexus Interface services depend on factors outside of Lexus' control, including an operative telematics device, a cellular connection, GPS signal and the availability of a compatible wireless network, without which system functionality and availability may be limited or precluded, including access to response center and emergency support. Service may vary by vehicle and region. Apps and services subject to change at any time without notice. Requires app download/registration and subscription after trial (if applicable). Terms of Use apply. Data usage and charges may apply. See usage precautions and service limitations in *Owner's Manual* and [lexus.com](https://www.lexus.com/privacvts/) for additional limitations and details. To learn about Lexus' connected services data collection, use, sharing and retention practices, please visit <https://www.lexus.com/privacvts/>. All trials begin on the original date of purchase or lease of a new vehicle, with the exception of Wi-Fi for which the trial begins at the time of activation. Paid subscription required after trial in order to continue accessing the respective services. Terms of Use apply. **6.** Apps and services are subject to change at any time without notice. Data charges may apply. Apple CarPlay® functionality requires a compatible iPhone® connected wirelessly to the vehicle. Apple CarPlay and iPhone are registered trademarks of Apple Inc. Apple and Apple Music are trademarks of Apple Inc., registered in the U.S. and other countries. **7.** To wirelessly use Android Auto on your car display, you need a compatible Android smartphone with an active data plan. You can check which smartphones are compatible at [g.co/androidauto/requirements](https://www.lexus.com/androidauto/requirements). Vehicle user interface is a product of Google and its terms and privacy statement apply. Apps and services vary by phone carrier and are subject to change at any time without notice. Android Auto is a trademark of Google LLC. **8.** Amazon Music and all related marks are trademarks of Amazon Technologies, Inc. or its affiliates. **9.** Eligible vehicle and wireless service required. Wi-Fi Connect depends on factors outside of Lexus' control, including an operative telematics device, a cellular connection, GPS signal, and the availability of a compatible wireless network, without which system functionality and availability may be limited or precluded. Wi-Fi Connect coverage and service not available everywhere. Valid in the contiguous U.S. and Alaska. Do not drive distracted. Go to [att.com/lexus](https://www.lexus.com/wifi) for terms and conditions. Data usage and charges apply. Up to 5 devices can be supported using in-vehicle connectivity. Apps and services subject to change at any time without notice. The Wi-Fi Connect trial begins at the time of enrollment and expires the earlier of 3GB of data use or the 1-month trial period ends. Subscription required after trial. Integrated Streaming requires separate subscriptions to third-party provider services. Terms of Use apply. **10.** Digital Key requires active Remote Connect trial or subscription. Use only if aware of circumstances surrounding vehicle and it is legal and safe to do so (e.g., do not remotely start engine if vehicle is in an enclosed space or vehicle is occupied by a child). Remote Connect depends on factors outside of Lexus' control, including an operative telematics device, a cellular connection, GPS signal, and the availability of a compatible wireless network, without which system functionality and availability may be limited or precluded. Digital Key also requires Bluetooth connectivity. Service may vary by vehicle and region. Requires app download and registration/subscription after trial (if applicable). Terms of Use apply. Data charges may apply. Services subject to change at any time without notice. See usage precautions and service limitations in *Owner's Manual* and [lexus.com](https://www.lexus.com/privacvts/). To learn about Lexus' connected services data collection, use, sharing and retention practices, please visit <https://www.lexus.com/privacvts/>. The Remote Connect trial period (if applicable) is at no extra cost and begins on the original date of purchase or lease of a new vehicle. Subscription required after trial to access the service. Terms of Use apply. **11.** Do not overly rely on Advanced Park and use only in accordance with applicable laws. When parking using the hands-free feature, always pay attention to the vehicle's surroundings. Before operating, refer to *Owner's Manual* for additional instructions and limitations. **12.** Mark Levinson and Clari-Fi are registered trademarks of Harman International Industries, Inc. **13.** The Pre-Collision System (PCS) with Pedestrian Detection (PD) is designed to determine if impact is imminent and help reduce impact speed and damage in certain frontal collisions involving a vehicle or a pedestrian. PCS w/PD is not a substitute for safe and attentive driving. System effectiveness depends on many factors, such as speed, size and position of pedestrian, and weather, light and road conditions. See *Owner's Manual* for additional limitations and details. **14.** Do not overly rely on the Intuitive Intersection Support/Front Cross-Traffic Alert system. Always visually confirm that it is safe to proceed. There are limitations to the function, detection and range of the system. See *Owner's Manual* for additional limitations and details. **15.** Intelligent High Beams operate at speeds above 21 mph. Factors such as a dirty windshield, weather, lighting and terrain limit effectiveness, requiring the driver to manually operate the high beams. See *Owner's Manual* for additional limitations and details. **16.** Dynamic Radar Cruise Control is designed to assist the driver and is not a substitute for safe and attentive driving practices. System effectiveness is dependent on many factors, including road, weather and traffic conditions. See *Owner's Manual* for additional limitations and details. **17.** Do not overly rely on the Curve Speed Reduction function. It is always the driver's responsibility to be aware of the road geometry and environmental conditions and safely operate the vehicle. See the *Owner's Manual* for additional limitations and instructions. **18.** Lane Tracing Assist (LTA) lane centering function is designed to read visible lane markers and detect other vehicles under certain conditions. It is only operational when DRCC is engaged. See *Owner's Manual* for additional limitations and details. **19.** Lane Departure Alert with Steering Assist is designed to read visible lane markers under certain conditions. It provides a visual and audible alert and slight steering force when lane departure is detected. It is not a collision-avoidance system or a substitute for safe and attentive driving. Effectiveness is dependent on many factors including road, weather and vehicle conditions. See *Owner's Manual* for additional limitations and details. **20.** Do not rely exclusively on Road Sign Assist (RSA). RSA is a driver support system that utilizes the vehicle's forward-facing camera and Navigation System (when data is available) to recognize certain road signs and provide information to the driver via the multi-information display and/or Head-Up Display. Effectiveness is dependent on road, weather, vehicle and sign conditions. Use common sense when using RSA and do not drive distracted. See *Owner's Manual* for additional limitations and details. **21.** Lexus Safety System+ 3.0 effectiveness is dependent on many factors including road, weather and vehicle conditions. Drivers are responsible for their own safe driving. Always pay attention to your surroundings and drive safely. See *Owner's Manual* for additional limitations and details. **22.** 2023 NX vs. 2022/2023 competitors. Information from manufacturers' websites as of 7/20/2022. **23.** Do not rely exclusively on Safe Exit Assist. Always look for approaching traffic before exiting the vehicle. There are limitations to the function, detection and range of the Safe Exit Assist system. See *Owner's Manual* for additional limitations and details. **24.** Lane Change Assist operates only when Dynamic Radar Cruise Control (DRCC) and Lane Tracing Assist (LTA) are activated. Do not overly rely on this system. The driver must still make sure that the lane is clear. See *Owner's Manual* for additional limitations and details. **25.** Subject to loaner vehicle availability. See your Lexus dealer. **26.** Lexus provides complimentary maintenance for your first two scheduled visits at the earlier of 6 months/5,000 miles and 12 months/10,000 miles. To schedule these services, contact your Lexus dealership. Please refer to your vehicle's *Warranty and Services Guide* for service details. These services apply to Lexus vehicles registered and normally operated in the continental United States, U.S. territories and Canada. **27.** EPA-estimated MPG rating. Use for comparison purposes only. Your mileage will vary for many reasons, including your vehicle's condition and how/where you drive. See [www.fueleconomy.gov](https://www.fueleconomy.gov). **28.** Before towing, confirm your vehicle and trailer are compatible, hooked up and loaded properly and that you have any necessary additional equipment. Do not exceed any Weight Ratings and follow all instructions in your *Owner's Manual*. The maximum you can tow depends on base curb weight plus the total weight of any cargo, occupants, and added vehicle equipment. "Added vehicle equipment" includes additional standard/optional equipment and accessories added by the manufacturer, dealers, and/or vehicle owners. The only way to be certain of your vehicle's exact curb weight is to weigh your vehicle without passengers or cargo. See *Owner's Manual* for limitations. **29.** EPA-estimated 84 comb MPGe rating for 2023 Lexus NX 450h+. MPGe is the EPA equivalent of gasoline fuel efficiency for electric operation. EPA-estimated 36 combined gas-only MPG. Use for comparison purposes only. Your MPGe/MPG will vary for many reasons, including your vehicle's condition and how/where you drive. See [www.fueleconomy.gov](https://www.fueleconomy.gov). **30.** EPA-est. 37-mile total driving range for 2023 Lexus NX 450h+ for fully charged vehicle operated under ideal driving conditions. Use for comparison purposes only. Actual range may decrease significantly depending on speed, outside temperature, accessory use, how/where you drive, charging habits, and other factors. Battery capacity also decreases w/time and use which will reduce range. See [www.fueleconomy.gov](https://www.fueleconomy.gov) and *Owner's Manual* for details. **31.** Safety Connect depends on factors outside of Lexus' control, including an operative telematics device, a cellular connection, GPS signal, and the availability of a compatible wireless network, without which system functionality and availability may be limited or precluded, including access to response center and emergency support. Stolen vehicle police report required to use Stolen Vehicle Locator. Automatic Collision Notification activates only in limited circumstances. Requires app download/registration and subscription after trial (if applicable). Service subject to change at any time without notice. Terms of Use apply. Service may vary by vehicle and region. See usage precautions and service limitations in *Owner's Manual* and [lexus.com](https://www.lexus.com/privacvts/) for additional details. To learn about Lexus' connected services data collection, use, sharing and retention practices, please visit <https://www.lexus.com/privacvts/>. The Safety Connect trial period (if applicable) is at no extra cost and begins on the original date of purchase or lease of a new vehicle. Subscription required after trial to access the service. **32.** Information provided is based on the last time data was collected from the vehicle and is not real-time data. Service Connect depends on factors outside of Lexus' control, including an operative telematics device, a cellular connection, GPS signal, and the availability of a compatible wireless network, without which system functionality and availability may be limited or precluded. Service may vary by vehicle and region. Requires app download/registration and subscription after trial. Service subject to change at any time without notice. Terms of Use apply. Data charges may apply. See usage precautions and service limitations in *Owner's Manual* and [lexus.com](https://www.lexus.com/privacvts/) for additional details. To learn about Lexus' connected services data collection, use, sharing and retention practices, please visit <https://www.lexus.com/privacvts/>. The Service Connect trial period is at no extra cost and begins on the original date of purchase or lease of a new vehicle. Service Connect is not renewable as a stand-alone service, and requires a subscription to any of Safety Connect, Remote Connect or Drive Connect upon trial expiration. **33.** Drive Connect availability and accuracy depend on factors outside of Lexus' control, including an operative telematics device, a cellular connection, GPS signal, and the availability of a compatible wireless network, without which system functionality and availability may be limited or precluded. Services not available in every city or roadway. Services subject to change at any time without notice. Requires app download/registration and subscription required after trial (if applicable). Terms of Use apply. See *Owner's Manual* and [lexus.com](https://www.lexus.com/privacvts/) for additional limitations and details. To learn about Lexus' connected services data collection, use, sharing and retention practices, please visit <https://www.lexus.com/privacvts/>. The Drive Connect trial period is at no extra cost and begins on the original date of purchase or lease of a new vehicle. Paid subscription required after trial (if applicable) to access the service. Terms of Use apply. **34.** May not be compatible with all mobile phones, MP3/WMA players and like models. **35.** HomeLink and the HomeLink® house icon are registered trademarks of Genxex Corporation. **36.** Do not rely exclusively on the Blind Spot Monitor. Always look over your shoulder and use your turn signal. There are limitations to the function, detection and range of the monitor. See *Owner's Manual* for additional limitations and details. **37.** Do not rely exclusively on the Rear Cross-Traffic Alert system. Always look over your shoulder and use your mirrors to confirm rear clearance. There are limitations to the function, detection and range of the system. See *Owner's Manual* for additional limitations and details. **38.** EV Mode lets you operate solely on battery power at low speeds for short distances and in limited circumstances, such as in a parking garage. Different conditions may prevent or limit usage. See your *Owner's Manual* for additional limitations and details. **39.** Installation of a tow hitch receiver or other accessories located near the rear bumper or side-door kick sensors may require disabling or removing the kick sensor, and the sensor operation setting in your vehicle should be turned off. Water, weather, dirt, and other conditions also may cause the sensor to not operate properly or to operate unintentionally. See *Owner's Manual* for limitations. **40.** Intuitive Parking Assist with Auto Brake is designed to assist drivers in avoiding potential collisions at speeds of 9 mph or less. Certain vehicle and environmental factors, including an object's speed, shape, and size may affect the system's effectiveness. Always look around outside the vehicle and use mirrors to confirm clearance. See *Owner's Manual* for additional limitations and details. **41.** The Adaptive Front Lighting System helps improve night vision. Situations such as a dirty windshield, rapidly changing light conditions or hilly terrain will limit effectiveness, requiring the driver to manually turn off the system. See *Owner's Manual* for additional limitations and details. **42.** The engine immobilizer is a state-of-the-art anti-theft system that is initiated when you insert your key into the ignition switch or bring a SmartAccess fob into the vehicle. The engine will only start if the code in the transponder chip inside the key/fob matches the code in the vehicle's immobilizer. The transponder chip is embedded in the key/fob and can be costly to replace. If you lose a key or fob, your Lexus dealer can help or you can go to [www.aloa.org](https://www.aloa.org) to find a qualified locksmith in your area who can perform high-security key service. **43.** Qi wireless charging may not be compatible with all mobile phones, MP3/WMA players and like models. When using the wireless charging system, avoid placing metal objects between the wireless charger and the mobile device when charging is active. Doing so may cause metal objects to become hot and could cause burns. **44.** The Panoramic View Monitor does not provide a comprehensive view of the area surrounding the vehicle. You should also look around outside your vehicle and use your mirrors to confirm surrounding clearance. Environmental conditions may limit effectiveness and view may become obscured. See *Owner's Manual* for additional limitations and details. **45.** Cargo and load capacity limited by weight and distribution. Always properly secure cargo and cargo area. **46.** This floor liner or floor mat was designed specifically for use in your model and model year vehicle and SHOULD NOT be used in any other vehicle. To avoid potential interference with pedal operation, each liner or mat must be secured with its fasteners. Do not install a floor liner or mat on top of an existing floor liner or mat. **47.** Genuine Accessory Warranty will only apply when the installation is performed by a trained Lexus-approved installer. See Lexus dealer for details. **48.** Lexus Universal Tablet Holder is intended for passengers only. Drivers should always be sure to obey traffic regulations and maintain awareness of the road and traffic conditions at all times. Use of aftermarket accessories may pose an increased risk of injury to occupants in the vehicle in the event of an accident. Tablet, phone, music and video player sold separately. **49.** Genuine Lexus Paint Protection Film by 3M™ is designed for specific sections of the vehicle most prone to chipping and may vary depending on vehicle model. Select applications may require an additional charge. Lexus Genuine Accessory Warranty only applies when installation is performed by a trained Lexus-approved installer. See Lexus dealer for details. **50.** Do not overload your vehicle. See *Owner's Manual* for weight limits and restrictions. Always properly secure cargo and cargo area.

Lexus strives to build vehicles to match customer interest, and thus they typically are built with popular options and option packages. Not all options/packages are available separately, and some may not be available in all regions of the country. See [lexus.com](https://www.lexus.com) for information about options/packages commonly available in your area. If you would prefer a vehicle without any or with different options, contact your dealer to check for current availability or the possibility of placing a special order. Specifications, features, equipment, technical data, performance figures, options, and color and trim are based upon information available at time of publishing, are subject to change without notice, and are for mainland U.S.A. vehicles only. Vehicles shown may be prototypes, shown using visual effects and/or shown with options. Actual models may vary. Colors depicted may vary based on multiple factors, including ambient lighting and the format in which they are being viewed (e.g., computer, mobile device, or print). See your Lexus dealer for details. Lexus reminds you to wear seatbelts, secure children in rear seat, obey all traffic laws and drive responsibly. For more information, call 800-USA-LEXUS (872-5398) or visit [lexus.com](https://www.lexus.com). To learn more about your financing options, contact your Lexus dealer or call Lexus Financial Services at 800-874-7050.