

2024

RZ





[JUMP TO:](#)

[STYLES](#)

[DESIGN](#)

[PERFORMANCE](#)

[TECHNOLOGY](#)

[SAFETY](#)

[OWNERSHIP](#)

[SPECS](#)

[BUILD YOUR RZ](#)

[FIND A DEALER](#)

[VIEW LEXUS OFFERS](#)



ELECTRIC. POWERED BY LEXUS.

Experience the inspired side of electric. This year the RZ line expands with the introduction of the RZ 300e, offering more range to help you explore more of your world. And the powerful RZ 450e continues to thrill with every drive. This is luxury born of innovation, designed to put you in charge.



RZ shown in Iridium⁴

RZ 300e PREMIUM

- 201 total system horsepower
- Up to a manufacturer-estimated 266-mile driving range¹ rating (with 18-inch wheels)

RZ 450e PREMIUM AWD

- 308 total system horsepower
- Up to a manufacturer-estimated 220-mile driving range² rating (with 18-inch wheels)

RZ 300e LUXURY / RZ 450e LUXURY AWD

- Mark Levinson^{®3} 13-speaker, 12-channel, 1,800-watt Premium Surround Sound
- Available 20-inch split-10-spoke alloy wheels with Dark Premium Metallic finish




RZ shown with Dapple Gray
Ultrasuede® interior trim

LOOKS LIKE THE FUTURE.
FEELS LIKE A LEXUS.

The next evolution in Lexus design, the all-electric RZ line features an aerodynamic spindle body, a driver-focused interior and unparalleled refinement.

DESIGN



— LED Blade Taillamp

— Available Ultrasuede®-trimmed seats

— Available front radiant heater

— Available heated and ventilated front seats

— Available Dynamic Sky™ panorama glass roof

— Available illuminated front badge

Learn more at
lexus.com/RZDesign



RZ shown in Cloudburst Gray⁴

ELECTRIFY YOUR DRIVE

An effortless expression of efficiency and refinement, the new RZ 300e has a manufacturer-estimated all-electric driving range rating of up to 266 miles.¹ And the RZ 450e features the advanced DIRECT4 all-wheel drive system for instant power and endless exhilaration.

PERFORMANCE



RZ shown in Cloudburst Gray⁴

- Dedicated EV platform
- Available 20-inch alloy wheels with Black and machined finish
- 0-60 mph in 5.0 seconds⁶ (RZ 450e)
- Intuitive cockpit design with dial-type shift knob
- DIRECT4 all-wheel drive seamlessly shifts power between wheels as needed (RZ 450e)

Learn more at
lexus.com/RZPerformance



Level 1
ANY OUTLET

—
You can plug your RZ into any standard 120V outlet⁷ using the included dual-voltage charging cable.

Level 2
HOME + PUBLIC

—
These faster 240V outlets⁸ can be professionally installed at your home, or found in most public charging stations.

Level 3
PUBLIC

—
You can charge even faster using these DC fast chargers.⁹ Available in select public charging stations only.

CHARGE AT YOUR SPEED

Whether it's plugging your RZ into any household outlet⁷ or using one of over 50,000 Level 2⁸ or DC fast charging⁹ public charging ports, charging your Lexus is simple. And with Clean Assist,¹⁰ you can automatically offset your vehicle's charging with 100% renewable energy.

Learn more at
lexus.com/electrified

RZ shown in Iridium⁴

PERFORMANCE



RZ shown with Thunderstorm and Macadamia NuLuxe® interior trim. Lexus Interface display may not reflect most recent over-the-air enhancements.

YOUR WORLD AT YOUR COMMAND

Discover the difference of intelligent Lexus Interface¹¹ with a 14-inch touchscreen display. In a space that offers the ability to charge and connect your devices wirelessly.¹² This is design that puts you first, and everything else right where you'd expect.

TECHNOLOGY




- Available Advanced Park with Remote Park¹³
- Available Digital Key¹⁴ via active Remote Connect¹⁴ trial or subscription

- Available Head-Up Display
- Available Panoramic View Monitor¹⁵

- Wireless Apple CarPlay^{®16} integration
- Wireless Android Auto^{™17} compatibility

Learn more at
lexus.com/RZTechnology

TECHNOLOGY



DON'T JUST LISTEN. FEEL.

Unlock a deeper appreciation of sound—and experience music in its highest fidelity while being enveloped in a three-dimensional soundscape.

- 13 speakers
- 1,800 watts of amplified power
- Clari-Fi®³ processing
- 12-channel digital signal processing amplifier



— Intelligent High Beams¹⁸

— Pre-Collision System with Pedestrian Detection¹⁹ and Intersection Support²⁰

— Road Sign Assist²¹

— All-Speed Dynamic Radar Cruise Control²² with Curve Speed Management

— Lane Tracing Assist²³

— Lane Departure Alert with Steering Assist²⁴

RZ shown in Iridium⁴

PEACE OF MIND, STANDARD.

Lexus Safety System+ 3.0²⁵ is an integrated suite of active safety equipment and convenience features. When conditions are met, the system is designed to automatically brake for oncoming traffic, slow through corners and more. This is technology inspired by the driver, and crafted for all.

Learn more at
lexus.com/RZSafety

SAFETY



RZ shown in Cloudburst Gray⁴

- Digital Latch with Safe Exit Assist.²⁶ Warns of motorists and cyclists approaching from the rear to help you exit the RZ safely.
- Available Front Cross-Traffic Alert.²⁷ Warns of approaching cross traffic at intersections.

- Available Digital Rearview Mirror. Designed to provide an unobstructed view of the road behind.
- Available Lane Change Assist.²⁸ Helps automatically change lanes when the system detects the lane is clear.

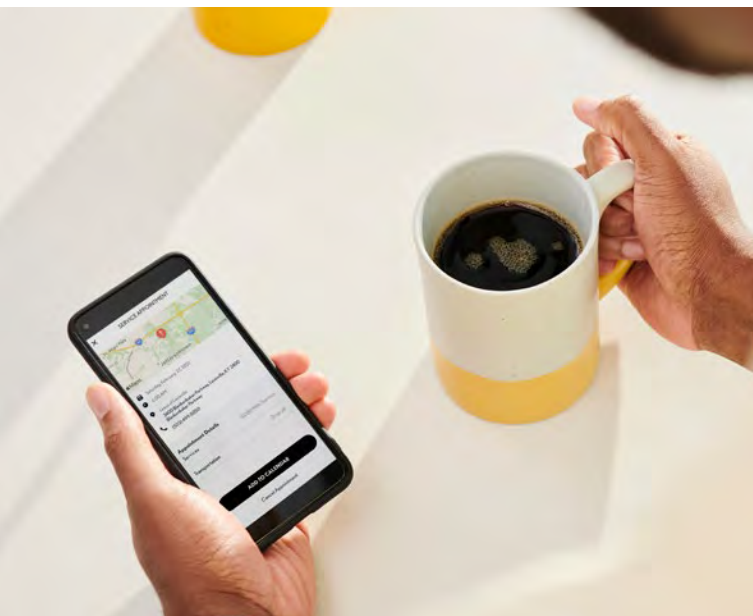
CONVENIENCE



A COMPLETE SUITE OF
STANDARD SERVICES
AND BENEFITS

When you buy a Lexus, you're getting more than an exceptionally crafted vehicle, you're stepping into a world-class luxury experience like no other. Every new Lexus RZ includes LexusCare, a suite of standard services and benefits that goes beyond your Lexus dealership to include exclusive event access, comprehensive Roadside Assistance²⁹ and more.

LEXUSCARE



OWNERSHIP SERVICES

- Two complimentary maintenance services³⁰
- 4-year/50,000-mile Basic Warranty³¹
- 8-year/100,000-mile EV Drive Components Warranty³²
- Up to 10-year trial of Service Connect³³
- Complimentary loaner vehicles³⁴
- Complimentary vehicle wash



SAFETY

- In addition to standard Lexus Safety System+ 3.0²⁵, every RZ also includes up to a 10-year trial of Safety Connect.³⁵

CONNECTIVITY

- With LexusCare, every new RZ comes standard with connectivity services, including a 3-year trial of Remote Connect¹⁴ and a SiriusXM^{®36} 3-month trial subscription.



EXCLUSIVE EXPERIENCES

- Entertainment exclusives
- Elite culinary experiences
- Exclusive retailer offers
- VIP sporting event access
- Resort credits and more

Learn more at
lexus.com/LexusCare



RZ shown in Ether⁺ with Black Onyx roof

**RZ 300e PREMIUM /
RZ 300e LUXURY**

201
TOTAL SYSTEM HORSEPOWER

72.8
BATTERY (kWh)

—
FWD
FRONT-WHEEL DRIVE

—
7.8
ESTIMATED 0-60 MPH (SEC)⁶

MANUFACTURER-ESTIMATED
ALL-ELECTRIC DRIVING RANGES:
UP TO
266 MILES
WITH 18-IN WHEELS¹

UP TO
224 MILES
WITH 20-IN WHEELS¹

**RZ 450e PREMIUM AWD /
RZ 450e LUXURY AWD**

308
TOTAL SYSTEM HORSEPOWER

71.4
BATTERY (kWh)

—
DIRECT4
ALL-WHEEL DRIVE

—
5.0
ESTIMATED 0-60 MPH (SEC)⁶

MANUFACTURER-ESTIMATED
ALL-ELECTRIC DRIVING RANGES:
UP TO
220 MILES
WITH 18-IN WHEELS²

UP TO
196 MILES
WITH 20-IN WHEELS²

Learn more at lexus.com/RZSpecs

FEATURES



PREMIUM

Premium features include:

- Panorama glass roof
- SmartAccess card key³⁷
- Lexus Memory System for driver's seat, steering wheel and auto-dimming outside mirrors with auto tilt-down in reverse
- Heated steering wheel; heated and ventilated NuLuxe[®]-trimmed front seats
- Lexus Interface¹¹ with 14-in touchscreen display
- Safety Connect¹¹ with up to 10-year trial*
- Service Connect¹¹ with up to 10-year trial*
- Remote Connect¹¹ 3-year trial*
- Wi-Fi Connect¹¹ (AT&T hotspot) with up to 30-day/3GB trial*
- Drive Connect¹¹ with Cloud Navigation, Intelligent Assistant and Destination Assist 3-year trial*
- Lexus app (Remote Connect¹¹ vehicle start,* service scheduling, Vehicle Health Reports/Alerts^{11*} and more)
- Wireless Apple CarPlay^{®16} integration
- Wireless Android Auto^{™17} compatibility
- Wireless phone charger¹² and five USB-C charging ports³⁸
- Ambient illumination with door trim Shadow Illumination
- Dual-voltage vehicle-charging cable for 120V (Level 1)⁷ or 240V (Level 2)⁸ outlets
- Lexus Safety System+ 3.0²⁵
- Blind Spot Monitor³⁹ with Rear Cross-Traffic Alert⁴⁰ and Digital Latch with Safe Exit Assist²⁶
- Intuitive Parking Assist with Auto Braking⁴¹
- Panoramic View Monitor¹⁵
- Power Rear Door with Kick Sensor⁴²
- Backup camera⁴³ washer
- Complimentary scheduled maintenance services.³⁰ (Please refer to the *Warranty and Services Guide* for details.)


*4G network dependent

LUXURY

Includes Premium features, and adds or replaces:

- Lane Change Assist,²⁸ Front Cross-Traffic Alert,²⁷ Traffic Jam Assist⁴⁴ (requires Drive Connect¹¹ subscription, 3-year trial included*)
- Advanced Park with Remote Park¹³
- 10-in Head-Up Display
- Mark Levinson^{®3} 13-speaker, 12-channel, 1,800-watt Premium Surround Sound
- Digital Key¹⁴ (requires Remote Connect¹⁴ subscription, 3-year trial included*)
- Acoustic front and rear side glass
- Thematic Ambient Illumination with door trim Shadow Illumination
- Front radiant heater and heated rear outboard seats
- Ultrasuede^{®5}-trimmed seats

View all standard features and configure your RZ at lexus.com/RZBuild. Availability is limited. See your Lexus dealer for details.





RZ shown with Thunderstorm and Macadamia NuLuxe® interior trim. Lexus Interface™ display may not reflect most recent over-the-air enhancements.

PACKAGES



TECHNOLOGY PACKAGE (PREMIUM)

- Advanced Park with Remote Park¹³
- 10-in Head-Up Display
- Digital Key¹⁴ (requires Remote Connect¹⁴ subscription, 3-year trial included). 4G network dependent.

COLD AREA PACKAGE

- Headlamp washers
- Windshield wiper de-icer

CORE PACKAGE (PREMIUM WITH 18-IN WHEELS)

Removes the following: Panorama glass roof, Panoramic View Monitor,¹⁵ Intuitive Parking Assist with Auto Braking,⁴¹ Power Rear Door with Kick Sensor,⁴² front-door courtesy lights, ventilated seats, Lexus Memory System, ambient illumination with door trim Shadow Illumination, backup camera⁴³ washer

OPTIONS

- Digital Rearview Mirror
- Illuminated front badge
- Front radiant heater (Premium)
- Dynamic Sky™ panorama glass roof (Luxury)
- 20-in split-10-spoke alloy wheels with Black and machined finish (Premium)
- 20-in split-10-spoke alloy wheels with Dark Premium Metallic finish (Luxury)

WHEELS



18-in

Five-spoke alloy wheels with
Dark Gray Metallic and machined finish

STANDARD
RZ Premium



20-in

Split-10-spoke alloy wheels with
Black and machined finish

STANDARD
RZ Luxury

AVAILABLE
RZ Premium



20-in

Split-10-spoke alloy wheels with
Dark Premium Metallic finish

AVAILABLE
RZ Luxury



RZ shown in Ether⁴ with Black Onyx roof

COPPER CREST*
EXTERIOR



DAPPLE GRAY
INTERIOR

RZ PREMIUM
RZ LUXURY

PALOMINO
INTERIOR

RZ PREMIUM
RZ LUXURY

THUNDERSTORM AND MACADAMIA
INTERIOR

RZ PREMIUM
RZ LUXURY

This page is meant to represent color combinations for exterior, interior seat surfaces and trims available on the RZ line. For specific combination details, which can vary by style, visit lexus.com/RZBuild.

*Additional charge

IRIDIUM*
EXTERIOR



DAPPLE GRAY
INTERIOR

RZ PREMIUM
RZ LUXURY

PALOMINO
INTERIOR

RZ PREMIUM
RZ LUXURY

THUNDERSTORM AND MACADAMIA
INTERIOR

RZ PREMIUM
RZ LUXURY

This page is meant to represent color combinations for exterior, interior seat surfaces and trims available on the RZ line. For specific combination details, which can vary by style, visit lexus.com/RZBuild.

*Additional charge

ETHER*
EXTERIOR



DAPPLE GRAY
INTERIOR

RZ PREMIUM
RZ LUXURY

PALOMINO
INTERIOR

RZ PREMIUM
RZ LUXURY

THUNDERSTORM AND MACADAMIA
INTERIOR

RZ PREMIUM
RZ LUXURY

This page is meant to represent color combinations for exterior, interior seat surfaces and trims available on the RZ line. For specific combination details, which can vary by style, visit lexus.com/RZBuild.

*Additional charge

CLOUDBURST GRAY*
EXTERIOR



DAPPLE GRAY
INTERIOR

RZ PREMIUM
RZ LUXURY

PALOMINO
INTERIOR

RZ PREMIUM
RZ LUXURY

THUNDERSTORM AND MACADAMIA
INTERIOR

RZ PREMIUM
RZ LUXURY

This page is meant to represent color combinations for exterior, interior seat surfaces and trims available on the RZ line. For specific combination details, which can vary by style, visit lexus.com/RZBuild.

*Additional charge

EMINENT WHITE PEARL*
EXTERIOR



DAPPLE GRAY
INTERIOR

RZ PREMIUM
RZ LUXURY

PALOMINO
INTERIOR

RZ PREMIUM
RZ LUXURY

THUNDERSTORM AND MACADAMIA
INTERIOR

RZ PREMIUM
RZ LUXURY

This page is meant to represent color combinations for exterior, interior seat surfaces and trims available on the RZ line. For specific combination details, which can vary by style, visit lexus.com/RZBuild.

*Additional charge

CAVIAR
EXTERIOR



DAPPLE GRAY
INTERIOR

PALOMINO
INTERIOR

THUNDERSTORM AND MACADAMIA
INTERIOR

RZ PREMIUM
RZ LUXURY

RZ PREMIUM
RZ LUXURY

RZ PREMIUM
RZ LUXURY

This page is meant to represent color combinations for exterior, interior seat surfaces and trims available on the RZ line. For specific combination details, which can vary by style, visit lexus.com/RZBuild.

BLACK ONYX*
ROOF



COPPER CREST*
EXTERIOR

DAPPLE GRAY
INTERIOR

PALOMINO
INTERIOR

THUNDERSTORM AND MACADAMIA
INTERIOR

RZ PREMIUM
RZ LUXURY

RZ PREMIUM
RZ LUXURY

RZ PREMIUM
RZ LUXURY

This page is meant to represent color combinations for exterior, interior seat surfaces and trims available on the RZ line. For specific combination details, which can vary by style, visit lexus.com/RZBuild.

*Additional charge

BLACK ONYX*
ROOF



ETHER*
EXTERIOR

DAPPLE GRAY
INTERIOR

PALOMINO
INTERIOR

THUNDERSTORM AND MACADAMIA
INTERIOR

RZ PREMIUM
RZ LUXURY

RZ PREMIUM
RZ LUXURY

RZ PREMIUM
RZ LUXURY

This page is meant to represent color combinations for exterior, interior seat surfaces and trims available on the RZ line. For specific combination details, which can vary by style, visit lexus.com/RZBuild.

*Additional charge

BLACK ONYX*
ROOF



CLOUDBURST GRAY*
EXTERIOR

DAPPLE GRAY
INTERIOR

RZ PREMIUM
RZ LUXURY

PALOMINO
INTERIOR

RZ PREMIUM
RZ LUXURY

THUNDERSTORM AND MACADAMIA
INTERIOR

RZ PREMIUM
RZ LUXURY

This page is meant to represent color combinations for exterior, interior seat surfaces and trims available on the RZ line. For specific combination details, which can vary by style, visit lexus.com/RZBuild.

*Additional charge

ACCESSORIES



- Activity mount⁴⁵
- All-weather cargo mat⁴⁶
- All-weather floor liners⁴⁷
- Body side moldings
- Cargo net⁴⁶
- Carpet cargo mat with storage⁴⁶
- Dashcam⁴⁸
- Door edge film
- Door edge guard by 3M™
- Illuminated cargo sills
- Illuminated door sills
- Home Flex EV Charger by ChargePoint®⁴⁹ (Level 2⁸)
(requires installation by a licensed electrician)

- Mudguards
- Paint protection film by 3M™⁵⁰
- Puddle lamps

Learn more⁵¹ at
lexus.com/accessories





BUILD YOUR RZ

FIND A DEALER

VIEW LEXUS OFFERS

WARRANTY Four-year/50,000-mile Lexus Limited Warranty. Six-year/unlimited-mileage Corrosion Perforation Warranty. Eight-year/100,000-mile Electric Vehicle Drive Components Warranty. All warranties with zero deductible. See the *RZ Warranty and Services Guide* at your Lexus dealer for details.

1. Manufacturer's estimated 266-mile total driving range for 2024 Lexus RZ 300e (18-inch wheels) using EPA's preliminary testing procedure standards for fully charged vehicle operated under ideal driving conditions (manufacturer-estimated 224-mile range for RZ 300e with 20-inch wheels). Use for comparison purposes only. Actual range will vary and may decrease significantly depending on speed, outside temperature, accessory use, how/where you drive, charging habits, and other factors. Battery capacity also decreases with time and use which will reduce range. See www.fueleconomy.gov and *Owner's Manual* for details. **2.** Manufacturer's estimated 220-mile total driving range for 2024 Lexus RZ 450e Premium (18-inch wheels) using EPA's preliminary testing procedure standards for fully charged vehicle operated under ideal driving conditions (manufacturer-estimated 196-mile range for RZ 450e Luxury or RZ 450e Premium with 20-inch wheels). Use for comparison purposes only. Actual range will vary and may decrease significantly depending on speed, outside temperature, accessory use, how/where you drive, charging habits, and other factors. Battery capacity also decreases with time and use which will reduce range. See www.fueleconomy.gov and *Owner's Manual* for details. **3.** Mark Levinson and Clari-Fi are registered trademarks of Harman International Industries, Inc. **4.** Clauburst Gray, Copper Crest, Eminent White Pearl, Ether and Iridium available for an additional charge. **5.** Ultrasuede is a registered trademark of Toray Industries, Inc. **6.** Performance figures are for comparison only and were obtained with prototype vehicles by professional drivers. **7.** Charging time may be longer using standard 120V outlet. Always plug in/charge vehicle in accordance with *Owner's Manual*. **8.** A 240V NEMA 14-50 outlet is required for Level 2 charging. Electrical outlets for use with the dual-voltage charging cable must be installed by a licensed, qualified electrician. **9.** DC charging time will vary based on weather and other factors. DC charging times will increase as temperatures decrease, with significant increases possible at temperatures below freezing. DC Fast Charging should be limited to three sessions per day, regardless of the weather. After three 10-80% charge sessions, DC Fast Charging over the next day may take longer and be less effective. Accessory use, battery level and condition, and charger specifications also can negatively affect charging times. **10.** Requires an active Remote Connect trial or subscription. Currently available for select Lexus BEV models throughout the U.S. and select Lexus PHEV models in California. For vehicle eligibility, visit <https://drivers.lexus.com/lexusdrivers/technology/lexusapp> or see your Lexus dealer. Eligible vehicle registration available through the Lexus app. **11.** Lexus Interface Services depend on certain factors outside of Lexus' control in order to operate, including 4G network availability, a cellular connection and GPS signal. Without any one or more of these things, operability may be limited or precluded, including access to response center and emergency support. Services vary by vehicle and are subject to change at any time without notice. Requires app download/registration and subscription after trial (if applicable). Terms of Use apply. Data charges may apply. See *Owner's Manual* and <https://drivers.lexus.com/lexusdrivers/technology/interface>. For Lexus Interface Services' data collection, use, sharing and retention practices, please visit <https://www.lexus.com/privacy>. All trials begin on original purchase or lease date of new vehicle, with the exception of Wi-Fi for which trial begins at time of activation. Paid subscription required after trial (if applicable). For Safety Connect, stolen vehicle police report required to use Stolen Vehicle Locator. Automatic Collision Notification activates only in limited circumstances. Remote start/stop and/or lock/unlock and other features of Remote Connect are only available on select models. Use only if aware of circumstances surrounding vehicle and it is legal and safe to do so (e.g., do not remotely start a gas engine vehicle in an enclosed space or if vehicle is occupied by a child). Drive Connect service not available in every city or roadway. For Service Connect, information provided is based on the last time data was collected from vehicle and is not real-time data. Wi-Fi Connect service not available everywhere or in every vehicle. Valid in contiguous U.S. and Alaska. Up to 5 devices supported. Integrated Streaming requires subscription for third-party provider services. Wi-Fi Connect trial (if applicable) begins at time of enrollment and expires the earlier of: 3GB of data is used or 30 days after enrollment. **12.** Wireless charging may not be compatible with all mobile phones, smart devices, tablets, e-readers, MP3/WMA players and like products. **13.** Do not overly rely on Advanced Park and use only in accordance with applicable laws. Remain attentive to surroundings during use. When using Remote Park, operator must have their key fob, continuously interact w/ smartphone w/ Bluetooth connectivity and ensure safe clearance around vehicle. Before operating, review *Owner's Manual* for instructions and limitations. **14.** Digital Key requires active Remote Connect trial or subscription. Remote start/stop and/or lock/unlock and other features of Remote Connect are only available on select models. Use only if aware of circumstances surrounding vehicle and it is legal and safe to do so (e.g., do not remotely start a gas-engine vehicle in an enclosed space or if vehicle is occupied by a child). Remote Connect depends on certain factors outside of Lexus' control in order to operate, including 4G network availability, a cellular connection and GPS signal. Without any one or more of these things, operability may be limited or precluded. Services subject to change at any time without notice. Digital Key also requires Bluetooth connectivity. Remote Connect is included with select paid Connected Services packages. See your Lexus dealer for details. Terms of Use apply. Data charges may apply. See *Owner's Manual* and <https://drivers.lexus.com/lexusdrivers/technology/interface> for additional details. To learn about Lexus Interface's connected services data collection, use, sharing and retention practices, please visit <https://www.lexus.com/privacy>. Trial period begins on original purchase or lease date of new vehicle. Paid subscription required after trial (if applicable). Terms of Use apply. **15.** The Panoramic View Monitor does not provide a comprehensive view of the area surrounding your vehicle. Look around to confirm clearance. See *Owner's Manual* for limitations. **16.** To wirelessly use Apple CarPlay on your car display, you need a compatible iPhone® with an active data plan. Check iPhone compatibility at <https://www.apple.com/ios/carplay/>. Operability depends on network availability, a cellular connection and GPS signal. Services subject to change at any time without notice. Data charges may apply. To learn more, go to <https://lexusconnectedtechnologysupport.com/lexus/home>. To learn more about Lexus' connected services data collection, use, sharing and retention practices, please visit <https://www.lexus.com/privacy>. Apple CarPlay and iPhone are registered trademarks of Apple Inc. **17.** Wireless use of Android Auto requires a compatible Android 11.0+ phone and compatible active data plan. Check google.com/android/autot/requirements for compatibility. Operability depends on network availability, a cellular connection and GPS signal. Services subject to change at any time without notice. Data charges may apply. To learn more, go to <https://lexusconnectedtechnologysupport.com/lexus/home>. To learn more about Lexus' connected services data collection, use, sharing and retention practices, please visit <https://www.lexus.com/privacy>. Google, Android, Android Auto, YouTube Music and other marks are trademarks of Google LLC. **18.** Intelligent High Beams operate at speeds above approximately 21 mph. Minimum speeds may vary by model. See *Owner's Manual* for instructions and limitations. **19.** The Pre-Collision System (PCS) with Pedestrian Detection (PD) is designed to help reduce the crash speed and damage in certain frontal collisions involving a vehicle, a pedestrian, bicyclist or motorcyclist. PCS w/PD is not a substitute for safe and attentive driving. System effectiveness depends on many factors, such as speed, size and position of vehicle, pedestrian, bicyclist or motorcyclist, and weather, light and road conditions. See *Owner's Manual* for limitations. **20.** Intersection Support is designed to detect a pedestrian or approaching vehicle at intersections under certain conditions, determine if impact is imminent and help reduce impact speed. It is not a substitute for safe and attentive driving. See *Owner's Manual* for limitations. **21.** Road Sign Assist only recognizes certain road signs. See *Owner's Manual* for limitations. **22.** Dynamic Radar Cruise Control is not a substitute for safe and attentive driving. See *Owner's Manual* for instructions and limitations. **23.** The Lane Tracing Assist (LTA) lane centering function is designed to read visible lane markers and detect other vehicles under certain conditions. It is only operational when DRCC is engaged. See *Owner's Manual* for limitations. **24.** Lane Departure Alert with Steering Assist is designed to read visible lane markers under certain conditions. It provides a visual/audible alert and slight steering force when lane departure is detected. It is not a collision-avoidance system or substitute for safe and attentive driving. Effectiveness depends on many factors including road, weather and vehicle conditions. See *Owner's Manual* for limitations. **25.** Lexus Safety System+ effectiveness depends on many factors including road, weather and vehicle conditions. Drivers responsible for paying attention to their surroundings and driving safely. See *Owner's Manual* for limitations. **26.** Do not rely exclusively on Safe Exit Assist. Always look for approaching traffic before exiting the vehicle. See *Owner's Manual* for limitations. **27.** Do not overly rely on the Front Cross-Traffic Alert system. Always visually confirm that it is safe to proceed. See *Owner's Manual* for limitations. **28.** Lane Change Assist operates only when Dynamic Radar Cruise Control (DRCC) and Lane Tracing Assist (LTA) are activated. Do not overly rely on this system. Driver must confirm lane is clear. See *Owner's Manual* for limitations. **29.** 24-hour Roadside Assistance is included for three years, unlimited mileage. Roadside Assistance does not include parts and fluids. For out-of-charge vehicles, towing is covered to the customer's home, the nearest Lexus dealer, or public charging station within 25 miles of disabled vehicle. See Lexus dealer for details and exclusions. Valid only in the continental U.S. **30.** Lexus provides complimentary maintenance for your first two scheduled visits at the earlier of 6 months/5,000 miles and 12 months/10,000 miles. See *Warranty and Services Guide* for details. For Lexus vehicles registered and normally operated in the continental United States, U.S. territories and Canada. **31.** See Lexus dealer for details. **32.** Electric vehicle drive components (transaxle, traction battery, inverter with converter) covered for 8 years or 100,000 miles, whichever comes first, from the new vehicle purchase/lease date. Coverage subject to the terms and conditions of New Vehicle Limited Warranty. See *Warranty and Services Guide* for details. **33.** Service Connect depends on certain factors outside of Lexus' control in order to operate, including 4G cellular network availability, a cellular connection and GPS signal. Without any one or more of these things, operability may be limited or precluded. Information provided is based on the last time data was collected from vehicle and is not real-time data. Services vary by vehicle and are subject to change at any time without notice. Terms of Use apply. Data charges may apply. See *Owner's Manual* and <https://drivers.lexus.com/lexusdrivers/technology/interface>. For Lexus' connected services data collection, use, sharing and retention practices, please visit <https://www.lexus.com/privacy>. The Service Connect trial is included for up to 10 years. 4G network dependent. **34.** Subject to loaner vehicle availability. See your Lexus dealer. **35.** Safety Connect depends on certain factors outside of Lexus' control in order to operate, including 4G cellular network availability, a cellular connection and GPS signal. Without any one or more of these things, operability may be limited or precluded, including access to response center and emergency support. Stolen vehicle police report required to use Stolen Vehicle Locator. Automatic Collision Notification activates only in limited circumstances. Services vary by vehicle and are subject to change at any time without notice. Terms of Use apply. Data charges may apply. See *Owner's Manual* and <https://drivers.lexus.com/lexusdrivers/technology/interface>. For Lexus' connected services data collection, use, sharing and retention practices, please visit <https://www.lexus.com/privacy>. A Safety Connect trial is included for up to 10 years on select vehicles with paid Connected Services packages. See your Lexus dealer for details. **36.** Service will automatically stop at the end of your trial subscription period unless you decide to continue service. Trial is non-transferable. If you do not wish to enjoy your trial, you can cancel by calling the number below. All SiriusXM services require a subscription, each sold separately by SiriusXM after the trial period. Service subject to the SiriusXM Customer Agreement and Privacy Policy, visit siriusxm.com for complete terms and how to cancel which includes online methods or calling 1-866-635-2349. Some services and features are subject to device capabilities and location availability. Satellite service not available in AK & HI. Content varies by SiriusXM subscription plan. All fees, content and features are subject to change. SiriusXM and related logos are trademarks of Sirius XM Radio Inc. and its respective subsidiaries. **37.** The engine immobilizer is a state-of-the-art anti-theft system initiated when key is inserted into ignition switch or a SmartAccess fob is in/near vehicle. Engine will only start if the code in the transponder chip inside the key/fob matches code in vehicle's immobilizer. The transponder chip is embedded in the key/fob and can be costly to replace. For lost key or fob, see a Lexus dealer or go to www.aloa.org to find a qualified locksmith for high-security key service. **38.** Charging may not be compatible with all mobile phones, smart devices, tablets, e-readers, MP3/WMA players and like models. **39.** Do not rely exclusively on Blind Spot Monitor. Look over shoulder and use turn signal. See *Owner's Manual* for limitations. **40.** Do not rely exclusively on the Rear Cross-Traffic Alert. Visually confirm clearance during use. See *Owner's Manual* for limitations. **41.** Intuitive Parking Assist may warn drivers of, and potentially brake for, front and rear collisions with certain objects when traveling at low speeds. Drivers should visually confirm clearance during use. See *Owner's Manual* for limitations. **42.** Water, weather, dirt, and other conditions may cause the hands-free power liftgate sensor to not operate properly. See *Owner's Manual* for limitations. **43.** The backup camera does not provide a comprehensive view. Always look over shoulder and use outside mirrors. See *Owner's Manual* for limitations. **44.** Traffic Jam Assist requires an active trial or subscription to Drive Connect. Traffic Jam Assist is not an automated driving system, requires driver supervision at all times, and is designed to function on controlled access freeways at speeds of 25 mph or less. Use this system in accordance with applicable laws. Before operating, refer to *Owner's Manual* for instructions and limitations. **45.** Installation of the Activity Mount or other accessories located near the rear bumper may require disabling or removing the kick sensor, and the sensor operation setting in your vehicle should be turned off. Follow all load restrictions and never tow using the Activity Mount. **46.** Cargo and load capacity limited by weight and distribution. Always properly secure cargo and cargo area. **47.** This floor liner was designed specifically for use in your model and model year vehicle and SHOULD NOT be used in any other vehicle. To avoid potential interference with pedal operation, each liner must be secured with its fasteners. Do not install a floor liner on top of an existing floor liner. **48.** Dashcam may not record under certain conditions. Use in accordance with applicable laws. See dashcam *Owner's Manual* for details. **49.** Accessing the ChargePoint network through the Lexus app requires an active Remote Connect trial or subscription. **50.** Genuine Lexus Paint Protection Film by 3M™ is designed for specific sections of the vehicle most prone to chipping which may vary depending on vehicle model. Select applications may require an additional charge. Lexus Genuine Accessory Warranty only applies when installation is performed by a trained Lexus-approved installer. See Lexus dealer for details. **51.** Accessories may vary by model year, not be available in all regions of the country, or require a special order. Please see your dealer for availability.

Lexus strives to build vehicles to match customer interest, and thus they typically are built with popular options and option packages. Not all options/packages are available separately, and some may not be available in all regions of the country. Lexus Interface display shown may not reflect most recent over-the-air enhancements. See lexus.com for information about options/packages commonly available in your area. If you would prefer a vehicle without any or with different options, contact your dealer to check for current availability or the possibility of placing a special order. Specifications, features, equipment, technical data, performance figures, options, and color and trim are based upon information available at time of publishing, are subject to change without notice, and are for mainland U.S.A. vehicles only. Vehicles shown may be prototypes, shown using visual effects and/or shown with options. Actual models may vary. Colors depicted may vary based on multiple factors, including ambient lighting and the format in which they are being viewed (e.g., computer, mobile device, or print). See your Lexus dealer for details. Lexus reminds you to wear seatbelts, secure children in rear seat, obey all traffic laws and drive responsibly. For more information, call 800-USA-LEXUS (872-5398) or visit lexus.com. To learn more about your financing options, contact your Lexus dealer or call Lexus Financial Services at 800-874-7050.